

GAFNER Manure and Compost Spreader

SPARE PARTS LIST

1.65 - 2.35 vario roto mounted and trailer models

Copyright ©

This customer documentation is published by GAFNER Maschinenbau AG,
CH-8637 Laupen-Wald (Tel. 055 246 34 15 / FAX 055 246 51 70)

All rights reserved, particularly the rights of reproduction, distribution and translation.

No part of this work may be reproduced in any form (printing, photocopying, microfilm or any other process) or stored, processed, reproduced or distributed using electronic systems, without written authorisation.

Technical modifications

GAFNER reserves the right to make technical modifications to the product or to this document at any time without separate notification.

Table of contents

| Chapter | | Page |
|---------|---------------------------------------|---------|
| 1 | Drive unit | 3 - 4 |
| 2 | Star-shaped rotor - planetary gearbox | 5 - 8 |
| 3 | Spreading rotor - spreading flap | 9 - 12 |
| 4 | Scraper floor | 13 - 14 |
| 4a | Deflection | 15 - 16 |
| 4b | Slide | 17 - 18 |
| 6 | Hydraulics - actuation elements | 19 - 20 |
| | Hydraulic hoses | 20 |
| 6 Ha | Hydraulic unit | 21 - 22 |
| 7 | Tank | 23 - 24 |
| 8 | Spreading housing | 25 - 28 |
| 9 | Swivel mechanism - Roto | 29 - 30 |
| 10 | Parts for trailer | 31 - 32 |
| 11 | Rear lights and supports | 33 - 34 |
| 12 | Mounting elements for truck | 35 - 40 |
| 13 | Self-adhesive signs | 41 - 43 |

Ordering example for spare parts

Gafner type: e.g. Type 2.35 H VARIO

Chassis number: e.g. No. 9335

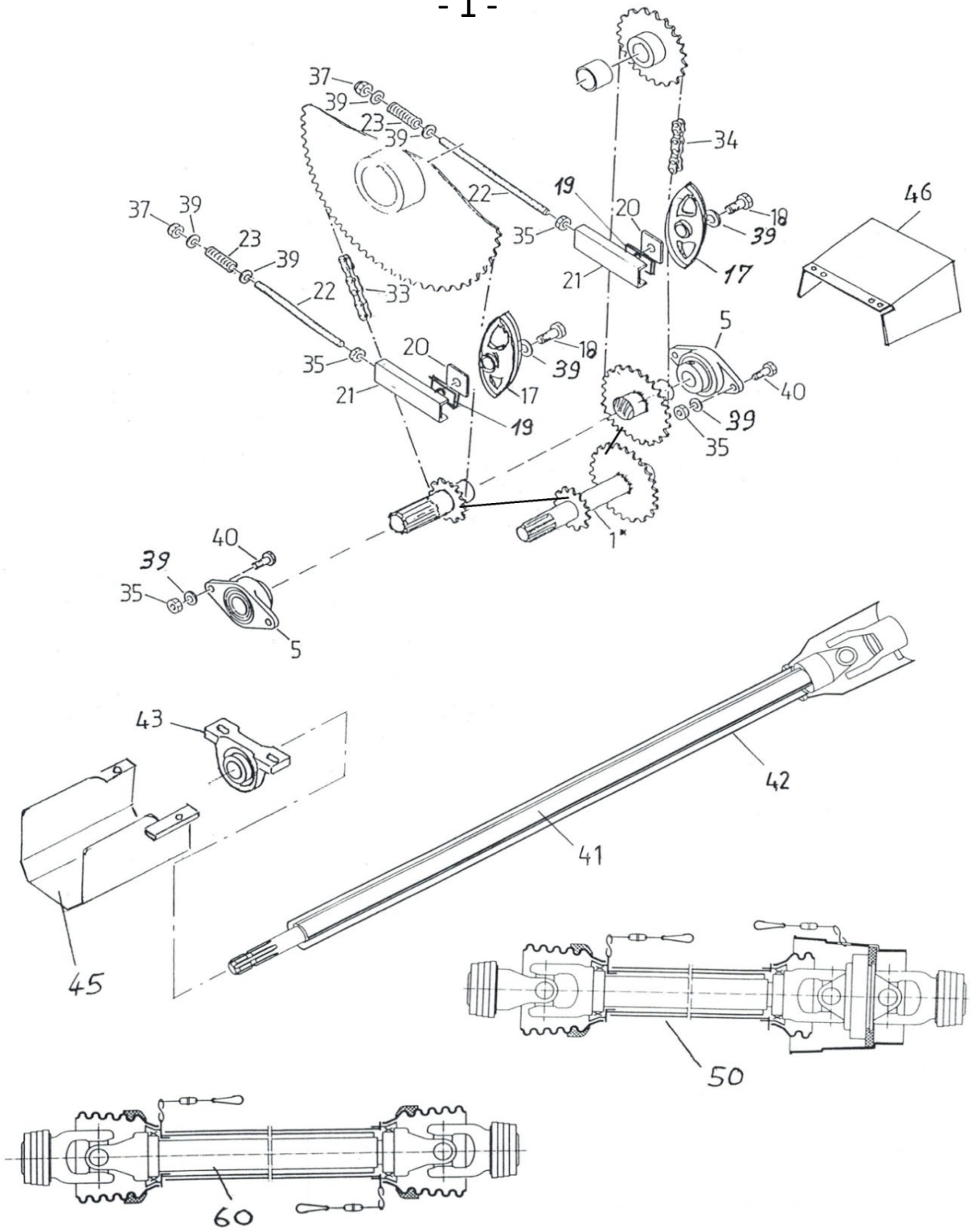
Spare part number: e.g. No. 201.01.100

Order text: e.g. Drive shaft VARIO mounted model

Quantity: e.g. 1 pc.

Drive unit

- 1 -

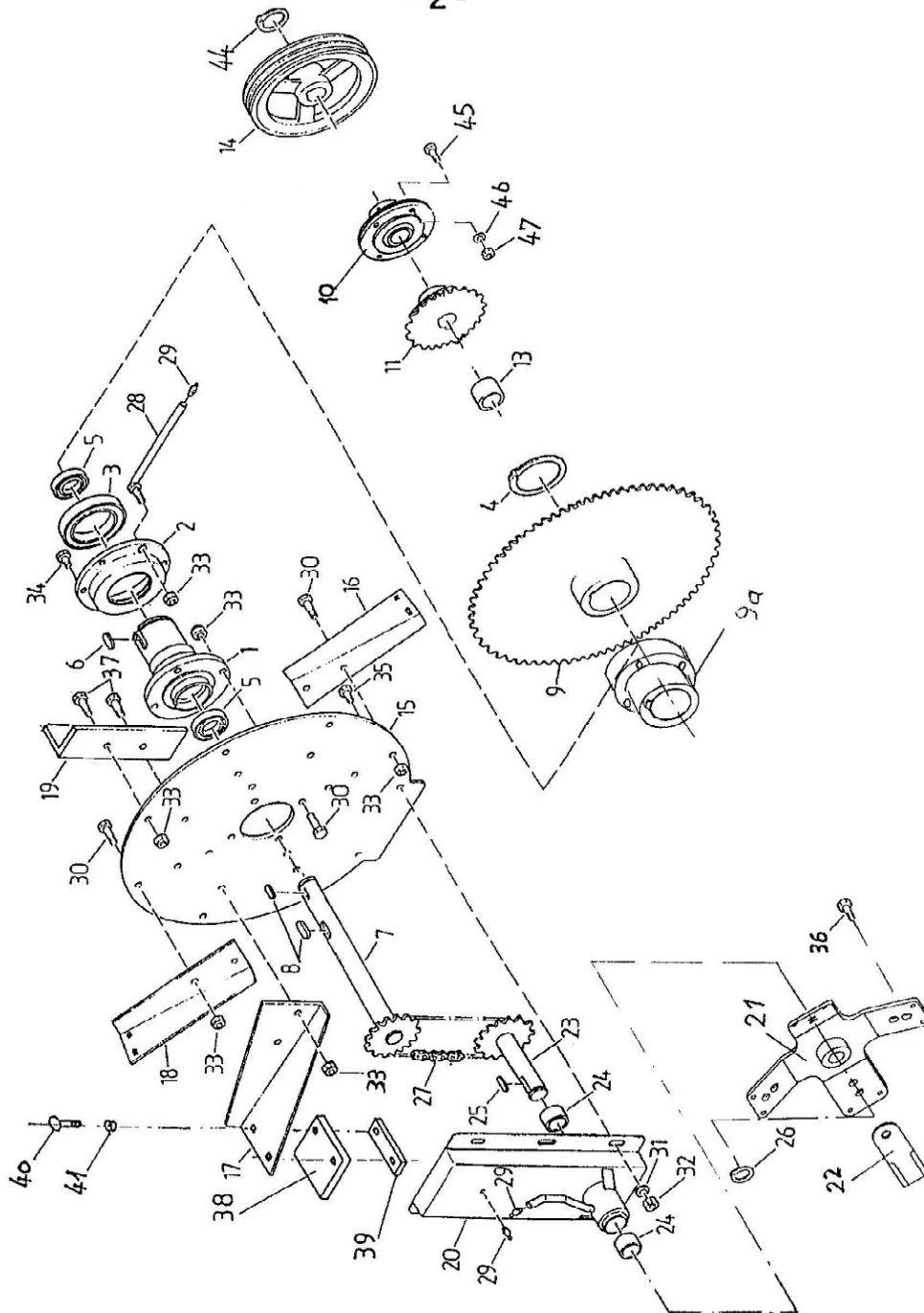


Drive unit

| Pos. | Order no. | Order text | |
|---------|------------|--|----------------------|
| 1 | 201.01.100 | Drive shaft mounted model | |
| 1 | 202.01.200 | Drive shaft trailer model | |
| 5 | 000.02.010 | Flanged bearing oval | ø35 |
| | 001.01.005 | Bearing insert f. | ø35 |
| 17 | 000.01.017 | Chain rider | 3/4" |
| 18 | 601.01.045 | Hexagon screw | M12x55 |
| 19 | 301.01.015 | Spacer plate | |
| 20 | 000.01.020 | Perforated plate | |
| 21 | 000.01.021 | Slider for tensioner - thread | M12 |
| 22 | 000.01.022 | Threaded rod (specify length) | M12 |
| 23 | 000.01.023 | Compression spring | 3,2/19,2x59 |
| 33 | 201.01.033 | Roller chain | 3/4" ASA60 117 links |
| 34 | 201.01.034 | Roller chain | 3/4" ASA60 89 links |
| no fig. | 004.01.034 | Chain lock straight | 3/4" |
| no fig. | 005.01.034 | Chain lock bent | 3/4" |
| 35 | 000.02.032 | Hexagon nut | M12 |
| 37 | 000.03.018 | Locknut | M12 |
| 39 | 000.02.031 | Washer | M12 |
| 40 | 000.02.030 | Hexagon screw | M12x30 |
| 41 | 000.01.052 | Shaft extension extendable | |
| 43 | 000.03.026 | Pillow block D 35 | ø35 |
| | 001.01.005 | Bearing insert | ø35 |
| 45 | 201.01.451 | PTO shaft guard plate mounted | |
| 46 | 000.01.046 | PTO shaft guard plate trailer | |
| 50 | 000.01.050 | Wide-angle PTO shaft f. trailer model with shear bolts | |
| | 000.01.051 | Wide-angle PTO shaft f. trailer model | |
| 60 | 000.01.060 | PTO shaft w. guard overall length 75 cm with shear bolts | |
| | 000.02.060 | PTO shaft w. guard overall length 108 cm | |
| | 000.03.060 | PTO shaft w. guard overall length 140 cm | |
| no fig. | 000.03.065 | Shear bolt hexagonal qual. 10.9 for PTO shaft | M8x50 |
| no fig. | 000.03.066 | Shear bolt hexagonal qual. 8.8 for PTO shaft | M10x50 |
| no fig. | 000.04.060 | Shear bolt hexagonal qual. 12.9 for PTO shaft | M8x50 |

Star-shaped rotor planetary gear

- 2 -

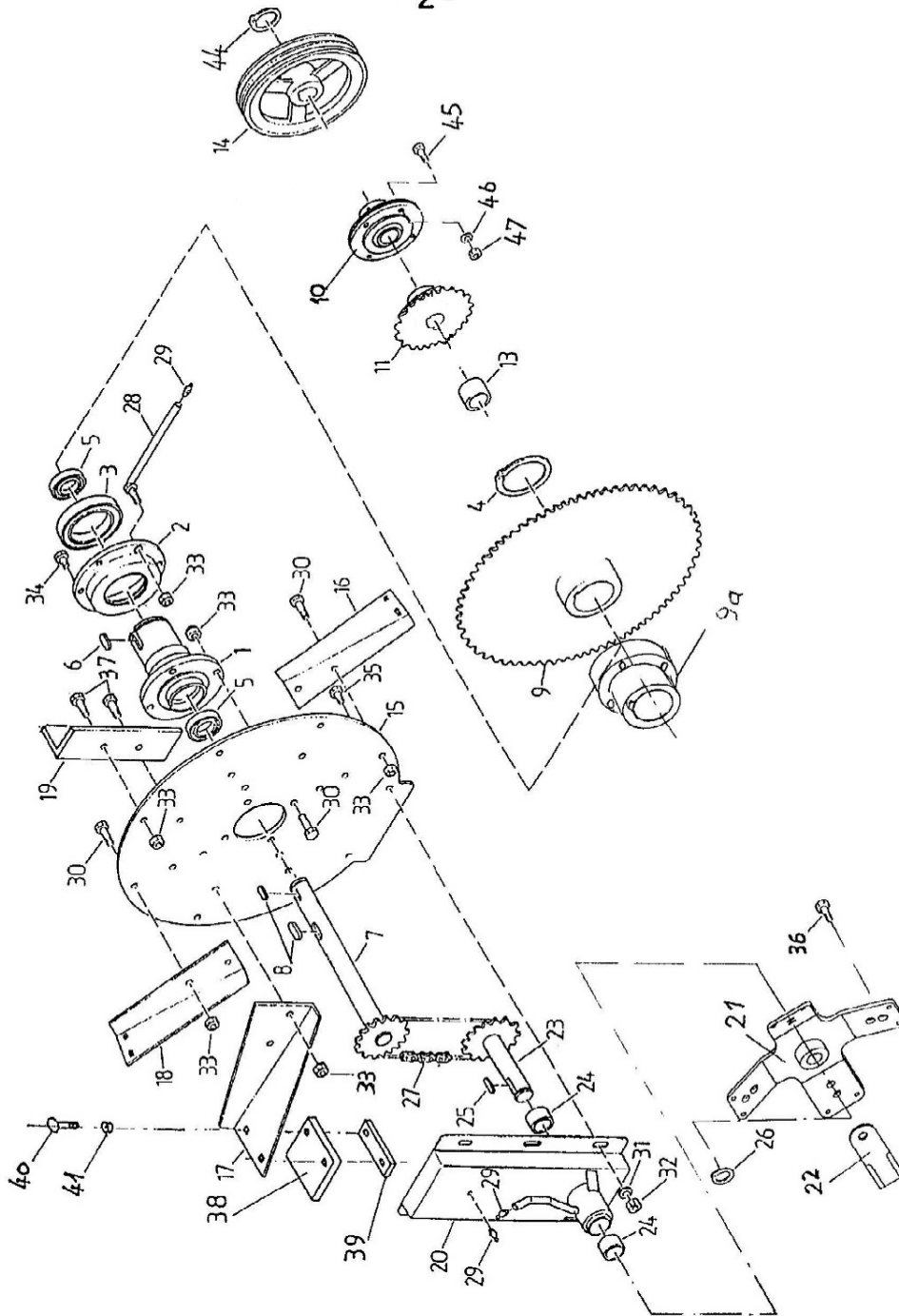


Star-shaped rotor planetary gear

| Pos. | Order no. | Order text | |
|------|------------|--|--------------------------------|
| 1 | 000.02.001 | Hollow shaft | |
| 2 | 000.02.002 | Star-shaped rotor bearing without ball bearing | |
| | 301.01.018 | Felt seal | |
| 3 | 000.02.003 | Ball bearing | 6016 |
| 4 | 000.02.004 | Circlip | A80 |
| 5 | 000.02.005 | Ball bearing | 6007 |
| 6 | 000.02.006 | Feather key | 10/8x56 |
| 7 | 001.02.700 | Drive shaft with sprocket | 1" Z 12 |
| 8 | 000.02.008 | Feather key | 10/8x45 |
| 9 | 777.01.136 | Sprocket plate | 3/4" Z 81 |
| 9a | 201.02.900 | Hub screwable for sprocket plate (top) | |
| 10 | 101.02.010 | Flanged bearing round with groove | ø35 |
| | 001.01.005 | Bearing insert | ø35 |
| 11 | 000.02.011 | Sprocket | 3/4" Z 25 |
| | 001.02.110 | Sprocket pair f. machine with hydraulic unit | 3/4" Z25 3/8" Z60 |
| 13 | 150.01.001 | Spacer ring | |
| 14 | 201.02.014 | V-belt pulley w. Taperlock (3-groove) | SPA-250-3 |
| 15 | 201.02.015 | Star-shaped rotor disc | |
| | 777.36.003 | Star-shaped rotor disc milling planetary gear | |
| 16 | | Feed bucket low right | no longer in the product range |
| | 001.02.160 | Feed bucket low right compl. with rubber | |
| 17 | | Feed bucket high right (trailer) | no longer in the product range |
| | 101.02.170 | Feed bucket high right compl. with rubber (trailer) | |
| | | Feed bucket high left (mounted model) | no longer in the product range |
| | 001.02.170 | Feed bucket high left compl. with rubber (mounted model) | |
| 18 | | Feed bucket low left | no longer in the product range |
| | 001.02.180 | Feed bucket low left compl. with rubber | |
| 19 | 000.02.019 | Counterweight | |
| 20 | 201.02.200 | Planetary box | |
| | 202.02.200 | Planetary box compl. (box,bearing,shaft,hub,cutter) | |
| | 005.02.200 | Planetary box milling planetary gear | |
| | 000.02.050 | Planetary box tensioner | |
| 21 | 202.02.210 | Planetary star for straight cutters | |
| | 203.02.211 | Planetary hub for milling planetary star | |
| | 777.36.000 | Milling planetary star without hub | |
| 22 | 201.02.022 | Planetary cutters straight and ground | |
| | 211.02.220 | Planetary cutter straight and ground (1 set of 4 w/o screws) | |
| | 203.02.022 | Screw set for straight planetary cutters (4xM16+nuts 4xM8) | |
| | 221.02.022 | Milling tooth | |
| | 221.02.220 | Milling tooth (set of 6 pcs. w/o scr.) | |
| | 233.02.210 | Milling planetary star compl. with hub, teeth, screws | |

Star-shaped rotor planetary gear

- 2 -

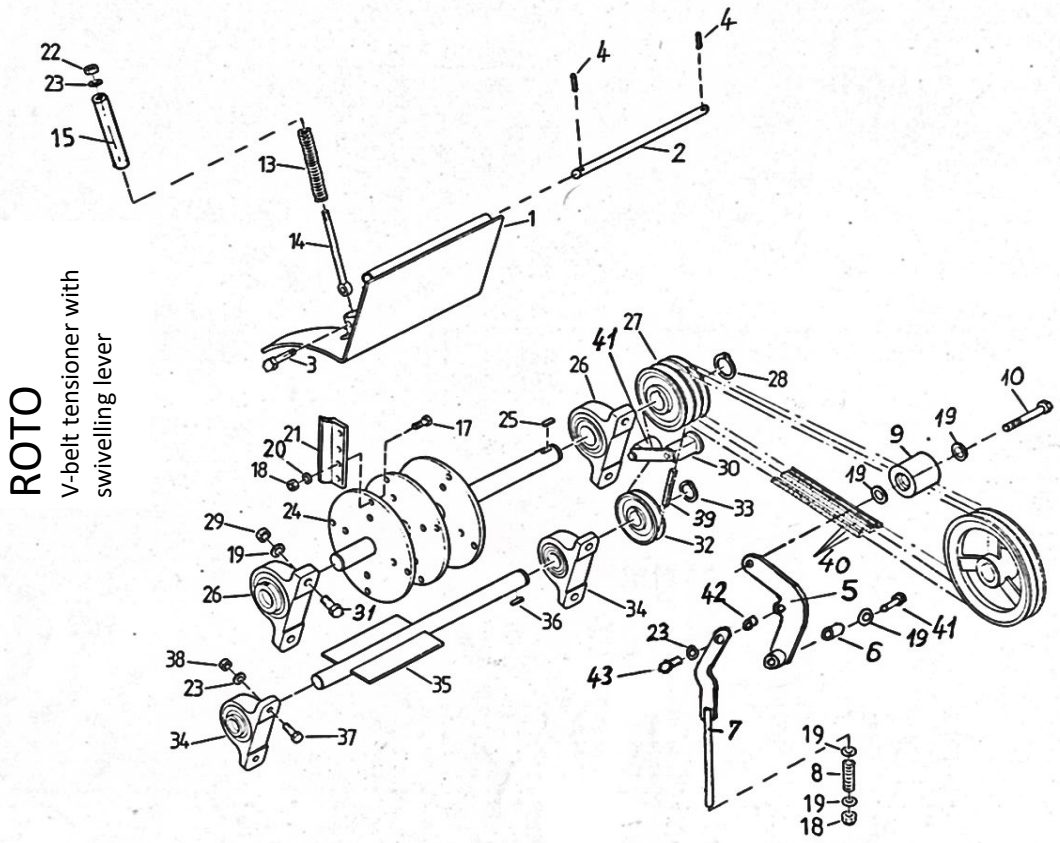
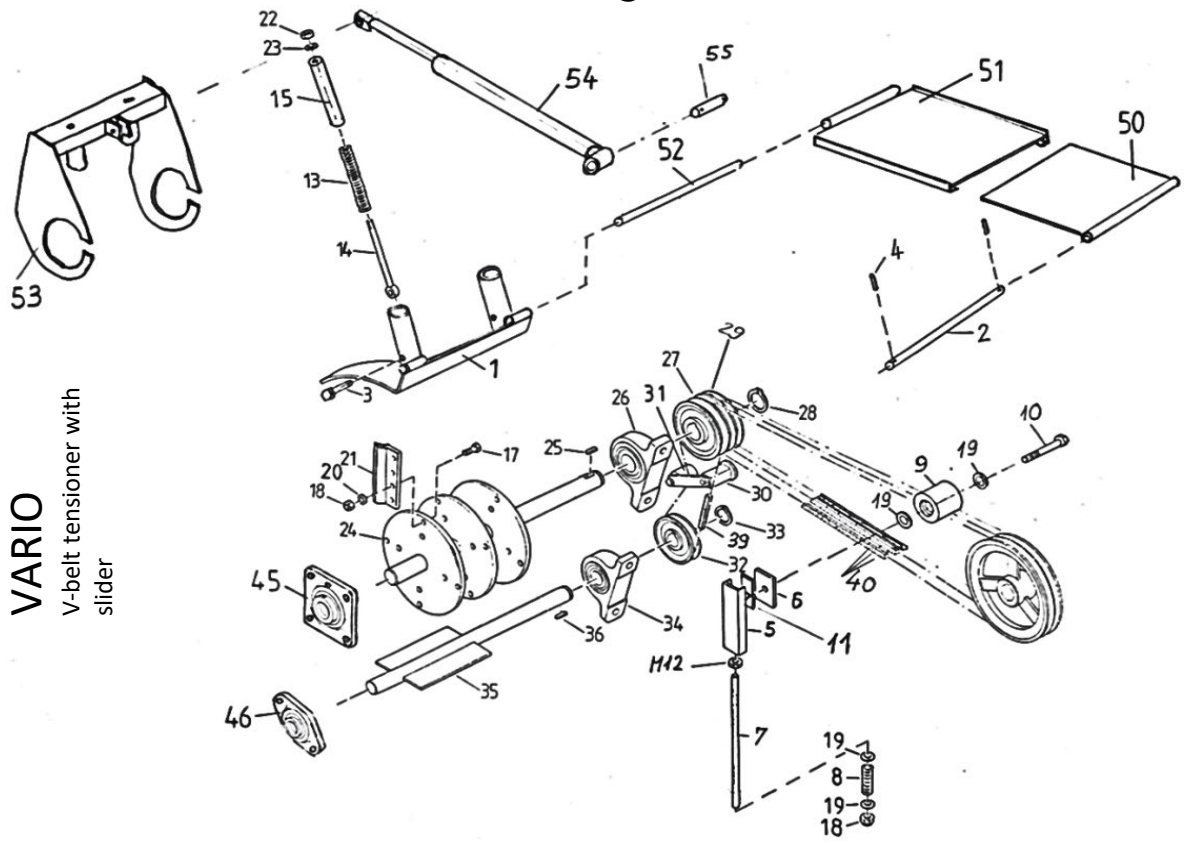


Star-shaped rotor planetary gear

| Pos. | Order no. | Order text | |
|------|------------|--|-------------------|
| 23 | 202.02.230 | Planetary shaft with sprocket | 1" Z 12 |
| | 203.02.230 | Planetary shaft with sprocket for milling planetary gear | 1" Z 19 |
| 24 | 000.02.024 | Bronze bearing | |
| 25 | 000.02.025 | Feather key | 8/7x36 |
| 26 | 000.02.026 | Circlip | A30 |
| 27 | 201.02.027 | Continuous roller chain | 1" ASA80 30 links |
| | 202.02.027 | Continuous roller chain . Milling planetary gear | 1" ASA80 34 links |
| 28 | 001.02.280 | Lubrication pipe | |
| 29 | 000.02.029 | Lubrication nipple | |
| 30 | 000.02.030 | Hexagon screw | M12x30 |
| 31 | 000.02.031 | Washer | M12 |
| 32 | 000.02.032 | Hexagon nut | M12 |
| 33 | 000.03.018 | Hexagon locknut | M12 |
| 34 | 000.02.034 | Hexagon screw | M12x20 |
| 35 | 000.03.035 | Hexagon screw | M12x25 |
| 36 | 201.12.032 | Hexagon screw + nut + washer | M16x35 |
| | 000.02.480 | Shear bolt f. straight planetary cutters + locknut | M8x20 |
| 37 | 000.02.037 | Hexagon screw | M12x40 |
| 38 | 000.02.038 | Flexible rubber plate | |
| 39 | 000.02.039 | Counter-plate bent | |
| 40 | 000.02.040 | Lock screw | M8x35 |
| 41 | 000.02.041 | Locknut | M8 |
| 44 | 000.05.005 | Circlip | A35 |
| 45 | 302.03.014 | Hexagon screw | M10x25 |
| 46 | 003.03.102 | Washer | M10 |
| 47 | 201.04.165 | Hexagon nut | M10 |

Spreading rotor spreading flap

- 3 -

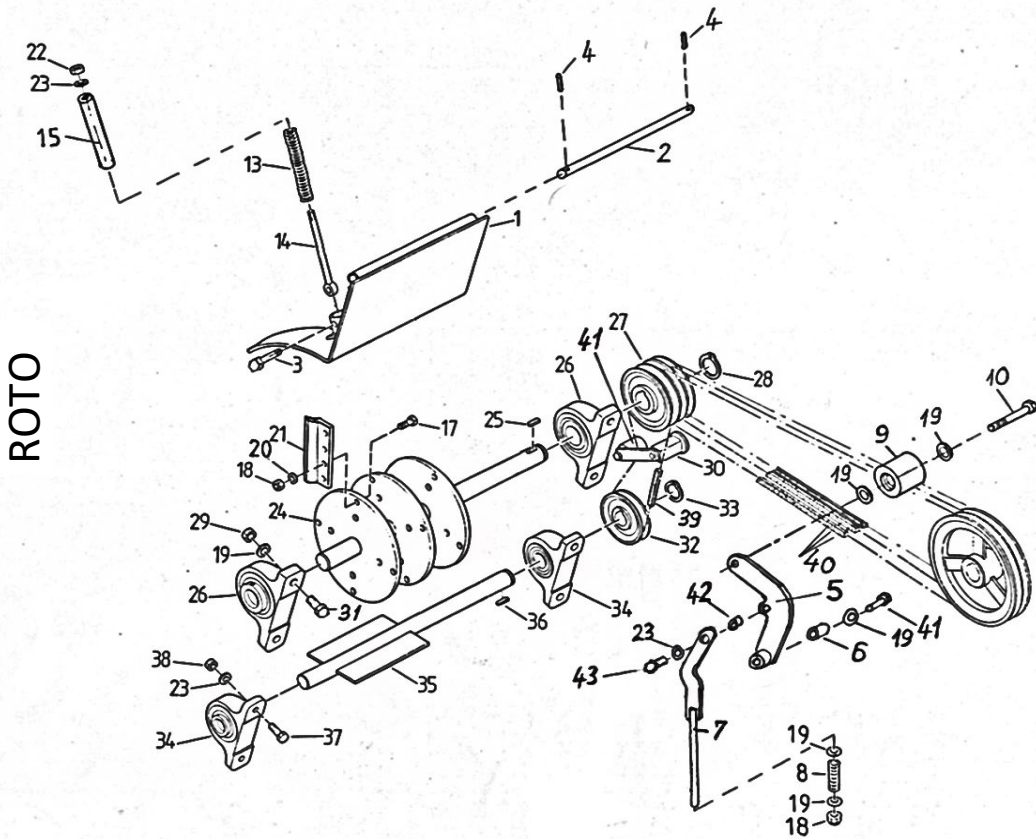
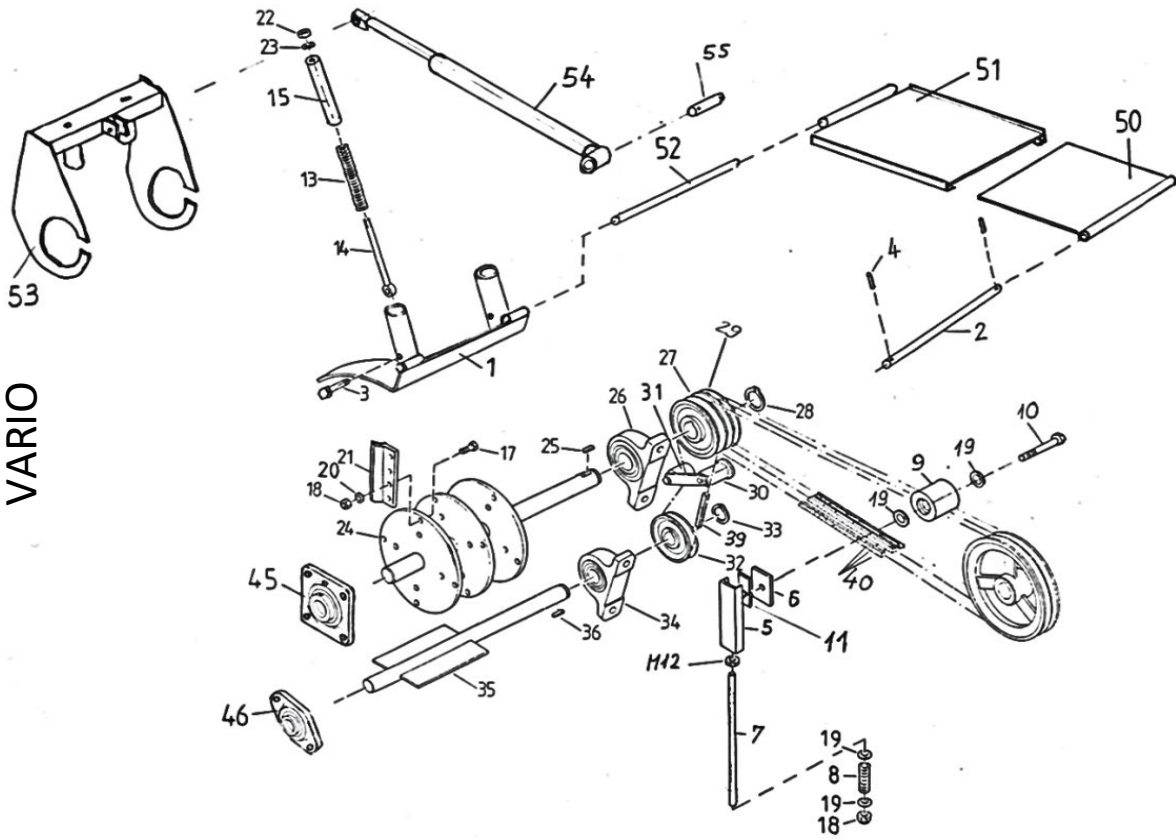


Spreading rotor spreading flap

| Pos. | Order no. | Order text | |
|------|------------|---|-------------|
| 1 | 101.03.100 | Deflector for ROTO | |
| | 102.03.100 | Deflector for VARIO | |
| 2 | 101.03.002 | Mounting shaft for telescopic plate VARIO and ROTO | ø15 |
| 3 | 000.03.003 | Hexagon screw ROTO | M8x50 |
| | 101.03.003 | Hexagon screw for VARIO | M10x60 |
| 4 | 000.06.098 | Heavy-duty dowel pin | 5x30 |
| | | <u>V-belt tensioner with slider Vario</u> | |
| 5 | 000.01.021 | Slider for tensioner | M12 |
| 6 | 101.03.006 | Perforated plate | |
| 7 | 000.01.022 | Threaded rod (specify length) | M12 |
| 8 | 000.01.023 | Compression spring for tensioner | 3.2/19.2x59 |
| 11 | 301.01.015 | Spacer plate | |
| | | <u>V-belt tensioner with swivelling lever Roto</u> | |
| 5 | 201.03.500 | Swivelling lever for belt tensioner | |
| 6 | 201.03.006 | Spacer bush for swivelling lever | 20/12x30.5 |
| 7 | 201.03.700 | Draw lever for belt tensioner | |
| 8 | 201.03.008 | Compression spring for swing clamp | 5.0/25x180 |
| 19 | 000.02.031 | Washer | M12 |
| 23 | 003.03.102 | Washer | M10 |
| 41 | 201.03.041 | Hexagon screw | M12x45 |
| 42 | 201.03.042 | Spacer bush | 15/10x8.4 |
| 43 | 601.03.033 | Hexagon screw | M10x20 |
| 9 | 102.03.900 | V-belt tensioner alu with ball bearing | |
| 10 | 101.03.010 | Hexagon screw | M12 x 65 |
| 13 | 001.03.013 | Compression springs | 5/25x125 |
| 14 | 000.03.014 | Eyebolt | M10x140 |
| 17 | 000.03.017 | Hexagon screw qual. 10.9 | M12x40 |
| 18 | 000.03.018 | Locknut | M12 |
| 19 | 000.02.031 | Washer | M12 |
| 20 | 000.03.020 | Toothed washer | M12 |
| 21 | 000.03.021 | Spreading tines normal | |
| | 002.03.021 | Wide spreading tines | |
| | 003.03.210 | Spreading tines 1 set of 12 pcs. incl. screws | |
| | 033.03.210 | Spreading tines 1 set of 12 pcs. without screws | |
| | 002.03.210 | Wide spreading tines 1 set of 8 + 4 pcs. incl. screws | |
| | 022.03.210 | Wide spreading tines 1 set of 8 + 4 pcs. without screws | |
| 22 | 003.03.101 | Locknut | M10 |
| 23 | 003.03.102 | Washer | M10 |
| 24 | 102.03.240 | Spreading rotor without tines | |
| 25 | 000.02.006 | Feather key | 10/8x56 |
| | 000.02.008 | Feather key | 10/8x45 |
| 26 | 000.03.026 | Pillow block | ø35 |
| | 001.01.005 | Bearing insert for SW 35 | ø35 |
| 27 | 201.03.027 | V-belt pulley w.Taperlock (4-groove) | SPA-125-4 |

Spreading rotor spreading flap

- 3 -

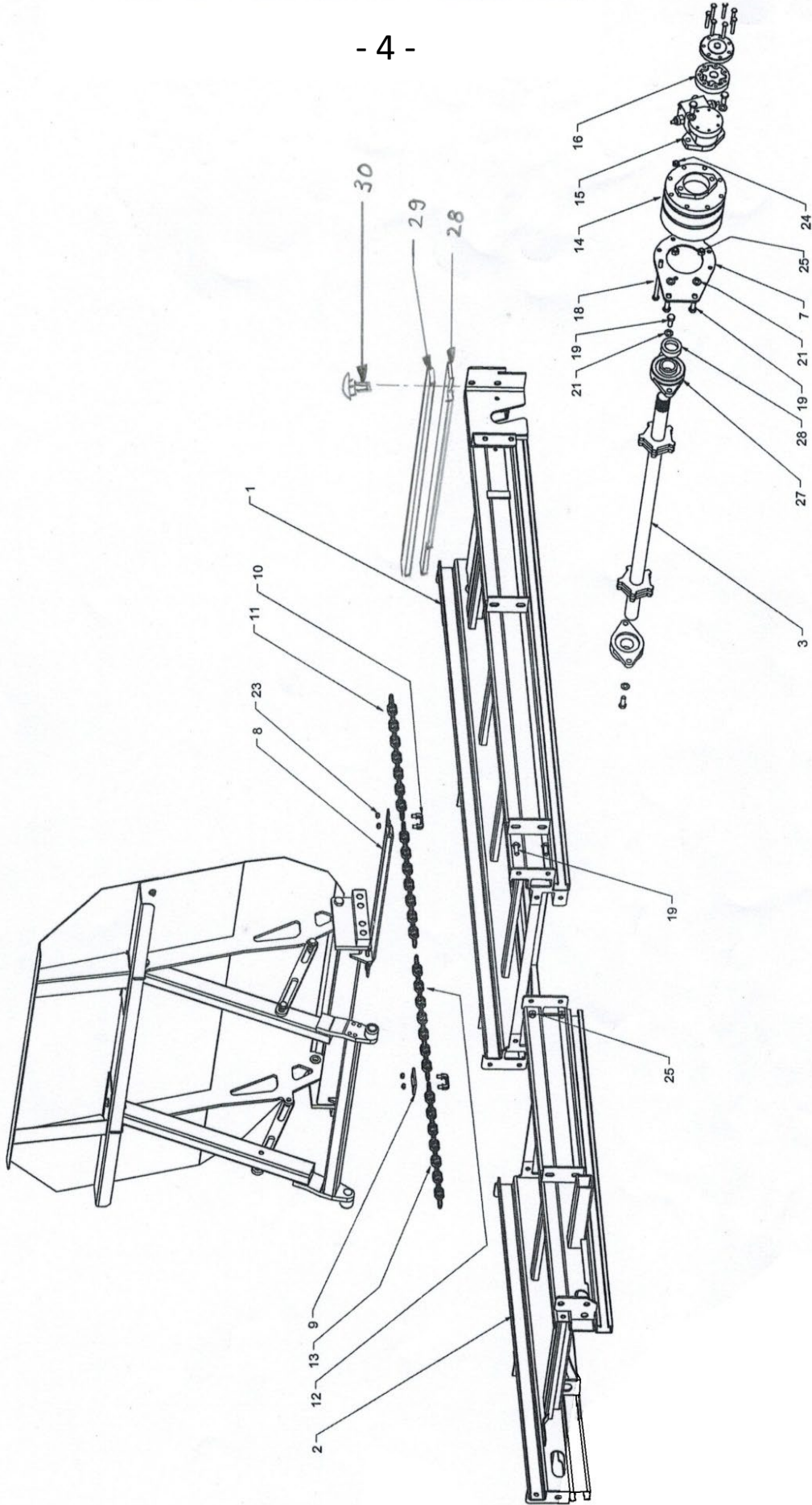


Spreading rotor spreading flap

| Pos. | Order no. | Order text | |
|---------|------------|---|-------------|
| 28 | 000.05.005 | Circlip | A30 |
| 30 | 000.03.300 | ROSTA belt tensioner compl. | |
| 31 | 102.03.310 | ROSTA tensioner with ball bearing | ø30 |
| 32 | 000.03.032 | V-belt pulley | SPA-85-1 |
| 33 | 000.03.033 | Circlip | A25 |
| 34 | 000.03.034 | Pillow block | ø25 |
| | 001.03.034 | Bearing insert for SW 25 | ø25 |
| 35 | 102.03.350 | Mini rotor | |
| 36 | 000.03.036 | Feather key | 8/7x28 |
| 39 | 101.03.039 | V-belt for mini rotor | 13 x 825 Li |
| 40 | 001.03.040 | V-belt for spreading rotor | SPA-2057 LW |
| 45 | 201.03.045 | Flanged bearing square f. VARIO | ø35 |
| | 001.01.005 | Bearing insert | ø35 |
| 46 | 101.09.019 | Flanged bearing oval f. VARIO | ø25 |
| | 001.03.034 | Bearing insert | ø25 |
| 50 | 211.03.500 | Telescopic plate (without guide) f. VARIO | |
| 51 | 211.03.510 | Telescopic plate (with guide) f. VARIO | |
| 52 | 201.03.052 | Shaft f. VARIO | 15x275 |
| 53 | 211.03.530 | Adjustment rocker f. VARIO | |
| 54 | 201.03.540 | Cylinder double acting f. VARIO | |
| 55 | 602.03.011 | Mounting shaft for Vario cylinder | |
| no fig. | 210.08.008 | Bearing washer for rocker page 25 | |

Scraper floor

- 4 -

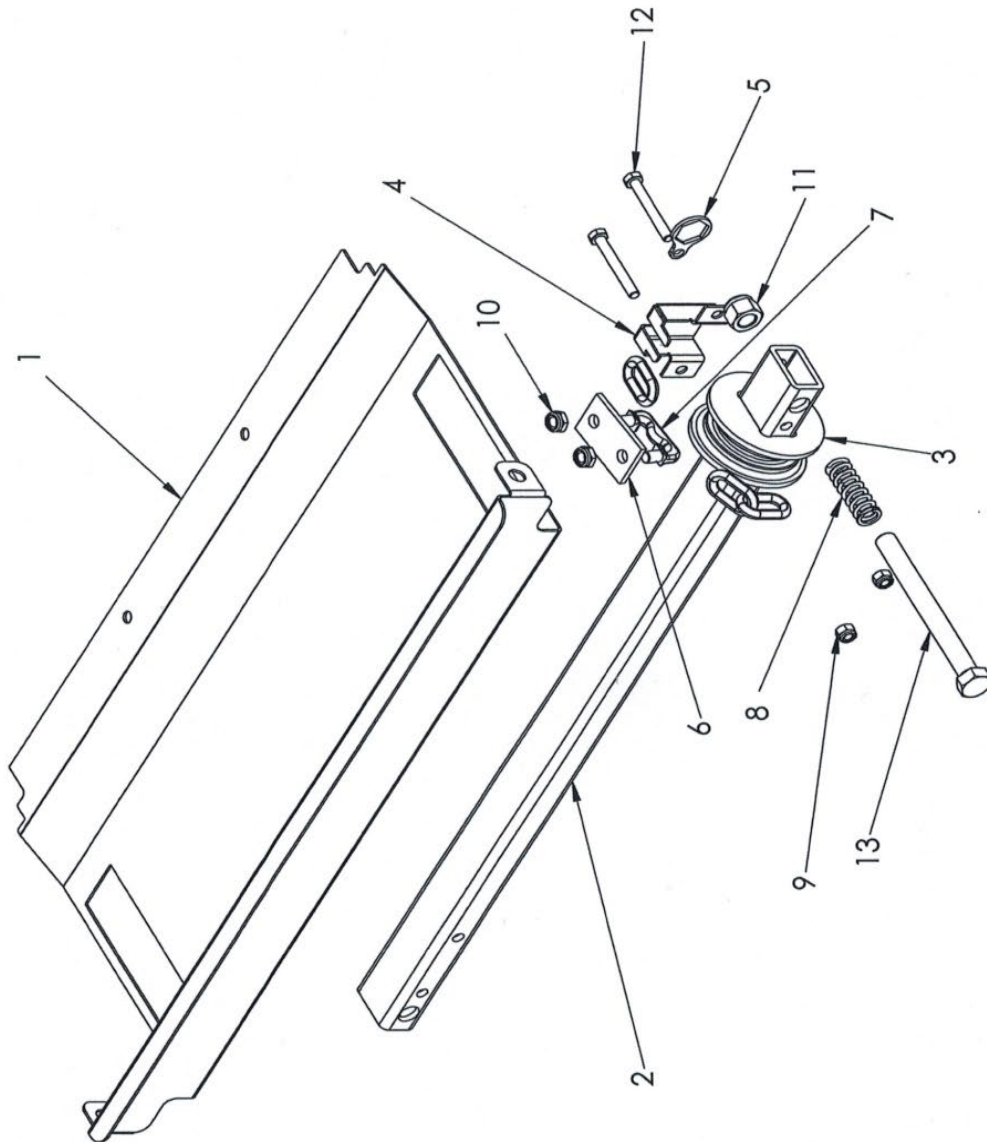


Scraper floor

| Pos. | Order no. | Order text | |
|------|------------|-------------------------------|--------------------------------|
| 1 | 301.07.100 | Base frame | |
| 2 | 301.07.200 | Additional frame | 1.65 |
| | 302.07.200 | Additional frame | 2.05 |
| | 303.07.200 | Additional frame | 2.15 |
| | 304.07.200 | Additional frame | 2.35 |
| 3 | 201.04.100 | Feed shaft | ø 40 |
| 7 | 302.07.007 | Mounting plate f. gearbox | |
| 8 | 001.04.010 | Scraper floor bar | |
| 9 | 000.04.009 | Flat bar stop | |
| 10 | 302.07.010 | Shackle | M10 |
| 11 | 000.04.013 | Round link chain member | 15 links |
| 12 | 301.07.012 | Round link chain member | 11 links |
| 13 | 001.04.015 | Round link chain member | 85 links |
| | 302.07.013 | Round link chain member | 87 links |
| | 401.04.015 | Round link chain member | 99 links |
| | 304.07.013 | Round link chain member | 103 links |
| 14 | 205.04.004 | Planetary gear without motor | 2-stage |
| 15 | 201.04.004 | G-roller motor for above gear | 50 cm ³ |
| 16 | | | no longer in the product range |
| 18 | 216.07.502 | Hexagon screw | M10x140 |
| | 601.04.029 | Hexagon screw | M10x150 |
| 19 | 000.02.030 | Hexagon screw | M12x30 |
| 21 | 000.02.031 | Washer DIN 125 A | M12 |
| 23 | 601.04.028 | Hexagon locknut steel | M10 |
| 24 | 003.03.101 | Hexagon locknut | M10 |
| 25 | 000.03.018 | Hexagon locknut | M12 |
| 27 | 000.04.002 | Flanged bearing | ø40 |
| 28 | 201.04.020 | Rubber plate | |
| 29 | 000.04.021 | Fixing lug | |
| 30 | 000.02.040 | Lock screw incl. locknut | M8x35 |

Deflection

- 4a -

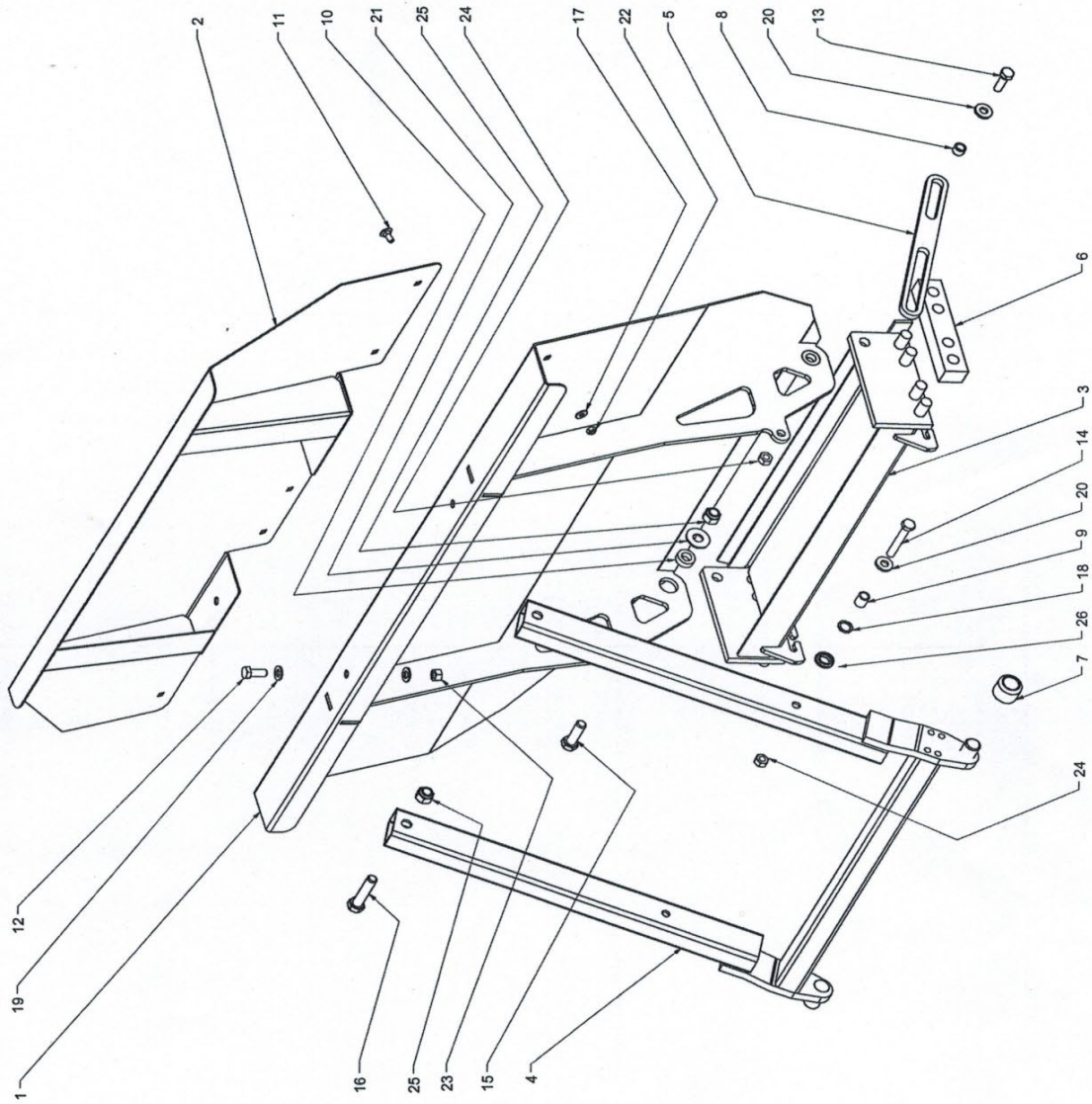


Deflection

| Pos. | Order no. | Order text | |
|------|------------|--------------------------------|------------------------|
| 1 | 777.66.063 | Deflection guard | |
| 2 | 303.07.400 | Clamping bar | |
| 3 | 303.07.006 | Deflection slider | |
| 4 | 303.07.005 | Finger guard deflection slider | |
| 5 | 777.66.065 | Lock washer | |
| 6 | 000.04.009 | Flat bar stop | |
| 7 | 302.07.010 | Shackle screwable | M10 |
| 8 | 201.04.025 | Compression spring | 19x90 int.thread 10.75 |
| 9 | 000.02.041 | Hexagon locknut | M8 |
| 10 | 601.04.028 | Hexagon locknut steel | M10 |
| 11 | 201.04.026 | Hexagon locknut | M16 |
| 12 | 201.04.031 | Hexagon screw | M8x65 |
| 13 | 601.04.039 | Hexagon screw | 16x220 |
| | 302.07.410 | Deflection complete | |

Slide with shear support

- 4b -

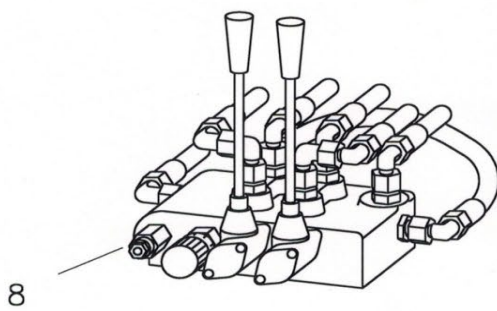

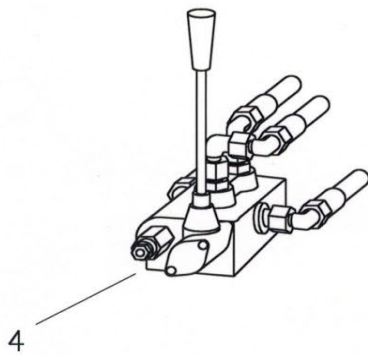
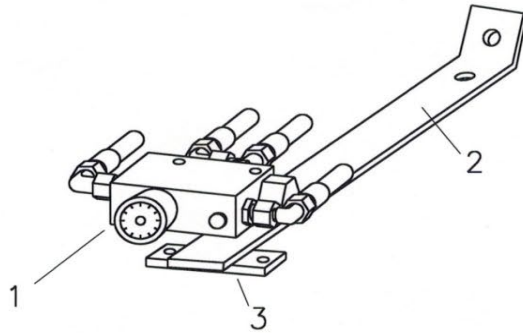


Slide with shear support

| Pos. | Order no. | Order text | |
|---------|------------|--|-----------|
| 1 | 302.07.100 | Slide | |
| 2 | 306.07.200 | Slide attachment | |
| 3 | 301.07.300 | Slide base with plastic glide + chain lock | |
| 4 | 301.07.400 | Shear brace | |
| 5 | 777.66.043 | Limiter | |
| 6 | 002.04.018 | Plastic glide long | 38/30x190 |
| 7 | 301.07.007 | Roller nylon | ø40x30 |
| 8 | 301.07.008 | Spacer bush | ø18/13x11 |
| 9 | 301.07.009 | Spacer bush | ø18/13x20 |
| 10 | 301.07.010 | Spacer bush | ø30/17x10 |
| 11 | 000.02.040 | Lock screw | M8x35 |
| 12 | 000.03.035 | Hexagon screw | M12x25 |
| 13 | 601.04.032 | Hexagon screw | M12x35 |
| 14 | 301.07.024 | Hexagon screw | M12x80 |
| 15 | 601.08.021 | Hexagon screw | M16x50 |
| 16 | 205.12.404 | Hexagon screw | M16x75 |
| 17 | 201.04.174 | Washer heavy-duty | ø8.4/20x2 |
| 18 | 301.07.018 | Washer special | |
| 19 | 000.02.031 | Washer DIN 125 A | M12 |
| 20 | 301.03.016 | Washer VSM 13908 | ø13/28x4 |
| 21 | 201.12.031 | Toothed washer | M16 |
| 22 | 000.02.041 | Hexagon locknut | M8 |
| 23 | 000.02.032 | Hexagon nut | M12 |
| 24 | 000.03.018 | Hexagon locknut | M12 |
| 25 | 201.04.026 | Hexagon locknut | M12 |
| 26 | 700.00.347 | Rubber ring | |
| no fig. | 700.00.531 | Mud flap for slide attachment | |
| | | Frame | |

Hydraulics - actuation elements

- 6 -



Hydraulics - actuation elements

| Pos. | Order no. | Order text | |
|------|------------|---|-------|
| 1 | 201.06.001 | "Oil-Control" flow controller with screw connections | |
| 1 | 202.06.001 | "Oil-Control" flow controller without screw connections | |
| 2 | 201.06.002 | Holder f. flow controller and control block (mounted models) | |
| 3 | 201.06.003 | Clamp bar | |
| 4 | 202.06.004 | Control block f. VARIO w/o screw connections | 1x DA |
| 5 | 201.09.033 | Hydraulic accumulator without screw connection | |
| 6 | 500.06.014 | Lever valve for accumulator (stroke limiter) | |
| 7 | 201.06.007 | Support bracket for accumulator | |
| | 201.06.040 | Conversion kit for hydraulic accumulator (accumulator, lever valve, fixing, hose) | |
| 8 | 201.06.008 | Control block with flow controller f. hydr.unit w/o screw | 2x DA |

Hydraulic hoses

Order example

| | |
|-----------------------|----------------------------|
| Overall length: | 2900 mm |
| Connections: | 1st side 0° / 2nd side 45° |
| from where to where?: | Coupling to feed |
| Machine type: | 2.5 H VARIO |
| Chassis no.: | 3150 |
| Truck type: | Muli 500 |

| | | |
|---|-----|-------|
| Price: Basic price per hose incl. fittings: | CHF | 30.90 |
| Length surcharge per cm length | CHF | 0.30 |

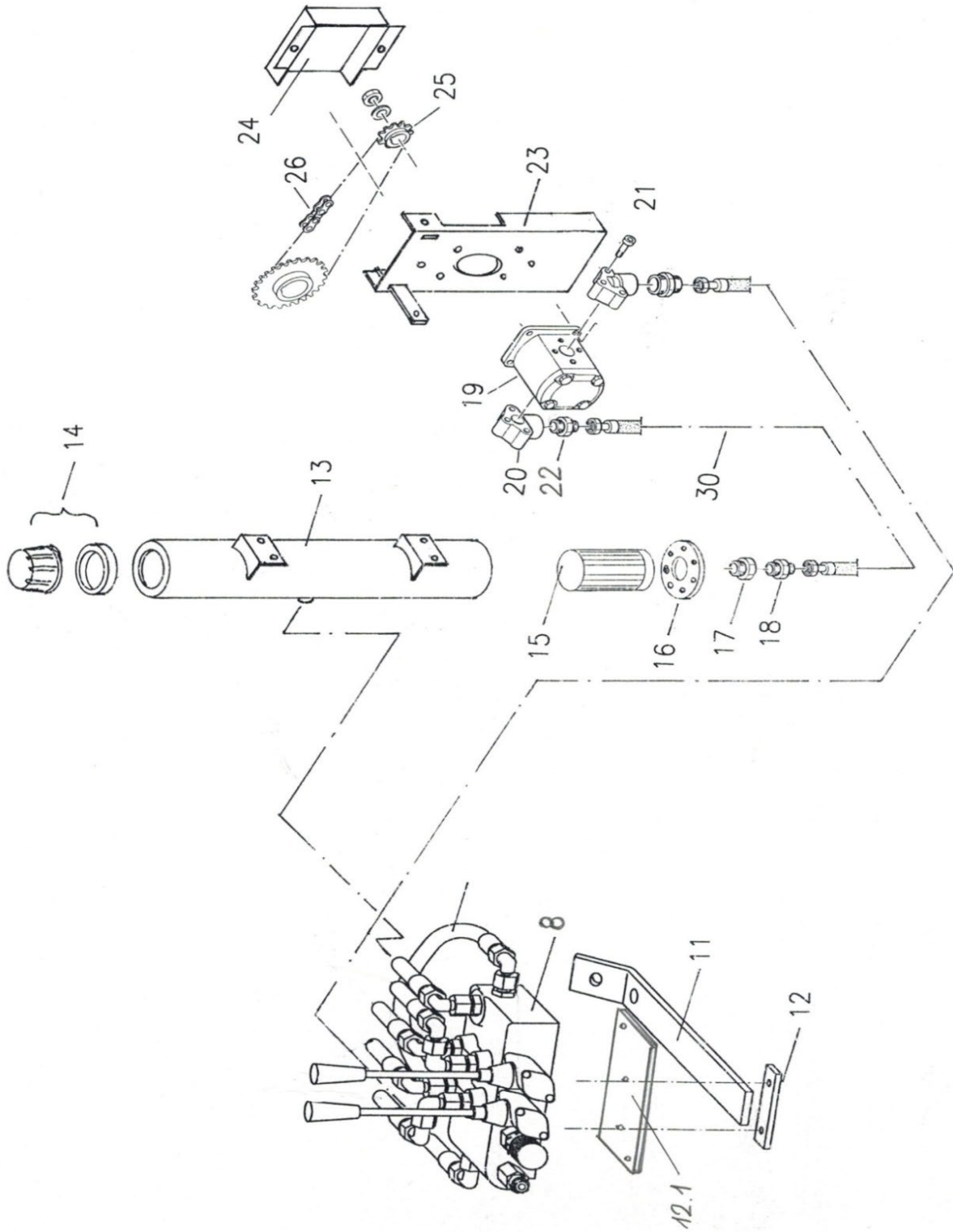
Price for above example:

| | | |
|-----------------------------|-----|------------------|
| Basic price incl. fittings | CHF | 30.90 |
| Length surcharge: 290x 0.30 | = | <u>CHF 87.00</u> |
| Total | CHF | 117.90 |

| | |
|------------|--|
| 000.05.020 | Hydraulic socket (female piece) with dust cap |
| 000.05.021 | Hydraulic connector (male piece) with dust cap |

Hydraulic unit on spreader

- 6 Ha -

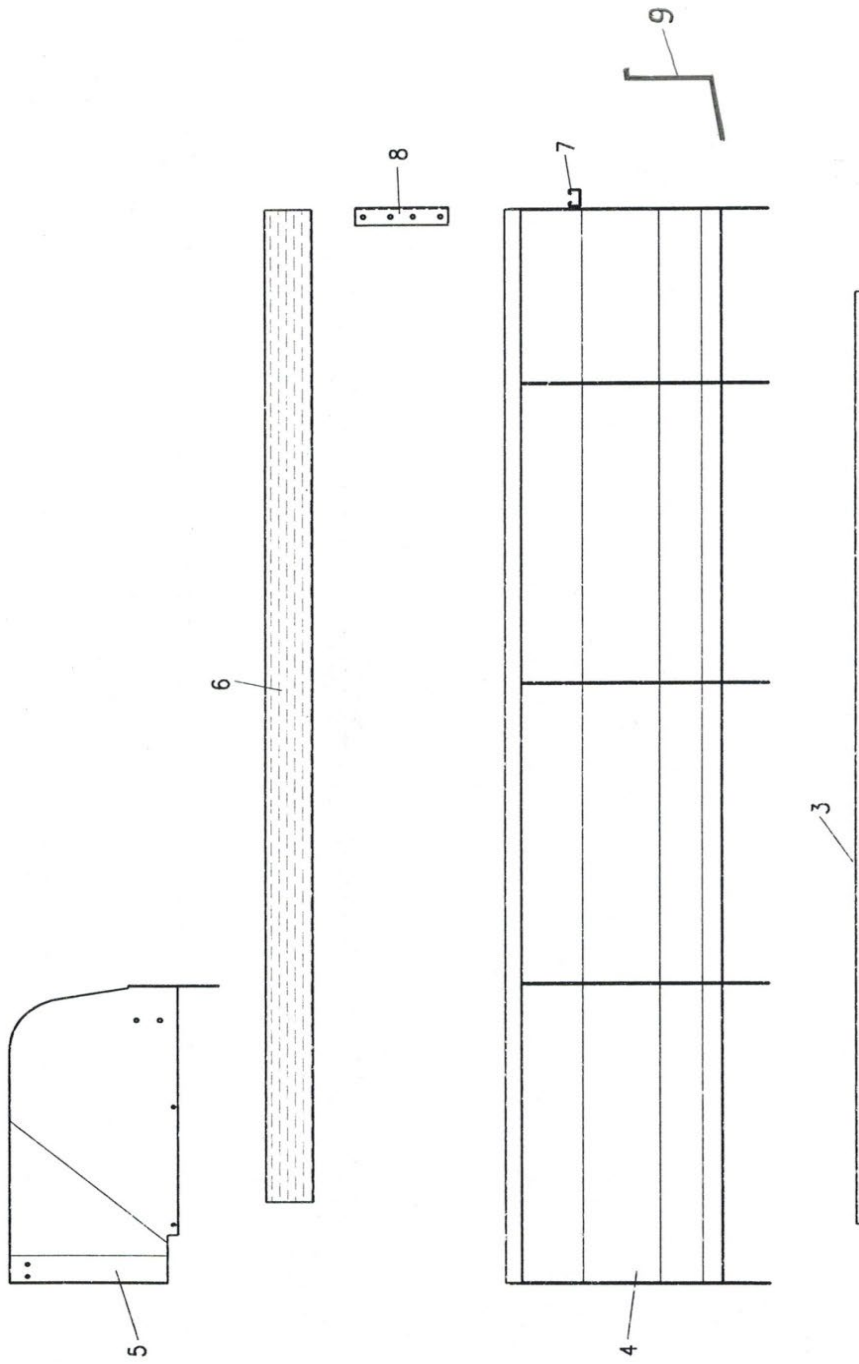


Hydraulic unit on spreader

| Pos. | Order no. | Order text | |
|------|------------|--|----------------|
| 8 | 201.06.008 | Control block with flow controller f. hydr.unit w/o screw | 2x DA |
| 11 | 201.06.002 | Holder f. flow controller and control block (mounted models) | |
| 12 | 201.06.003 | Clamp bar | |
| 12.1 | 201.06.004 | Mounting plate for control block | |
| 13 | 201.06.130 | Oil tank round f. VARIO | |
| 14 | 001.06.051 | Filler cap compl. | |
| 15 | 201.06.015 | Suction filter | |
| 16 | 201.06.016 | Flange for suction filter | |
| 17 | 201.06.017 | Reducing fitting | 1" / 1/2" |
| 18 | 201.06.018 | Screw-in fitting | GE 18 1/2" |
| 19 | 201.06.019 | Gear pump clockwise f. mounted spreader | |
| | 202.06.019 | Gear pump anticlockwise f. trailer spreader | |
| 20 | 201.06.020 | Connection angle | 1/2" |
| 21 | 201.06.021 | Allen screw for connection angle | |
| 22 | 201.06.022 | Screw-in fitting | GE 18 1/2" |
| 23 | 201.06.023 | Pump bracket f. VARIO | |
| 24 | 201.06.024 | Guard plate for pump | |
| 25 | 000.06.015 | Sprocket conical | 3/8" Z17 |
| 26 | 201.06.026 | Roller chain for VARIO with closing element | 3/8" 123 links |
| | 204.06.026 | Chain lock straight | 3/8" |
| 30 | 201.06.030 | Hydraulic hose tank pump | |

Tank

- 7 -



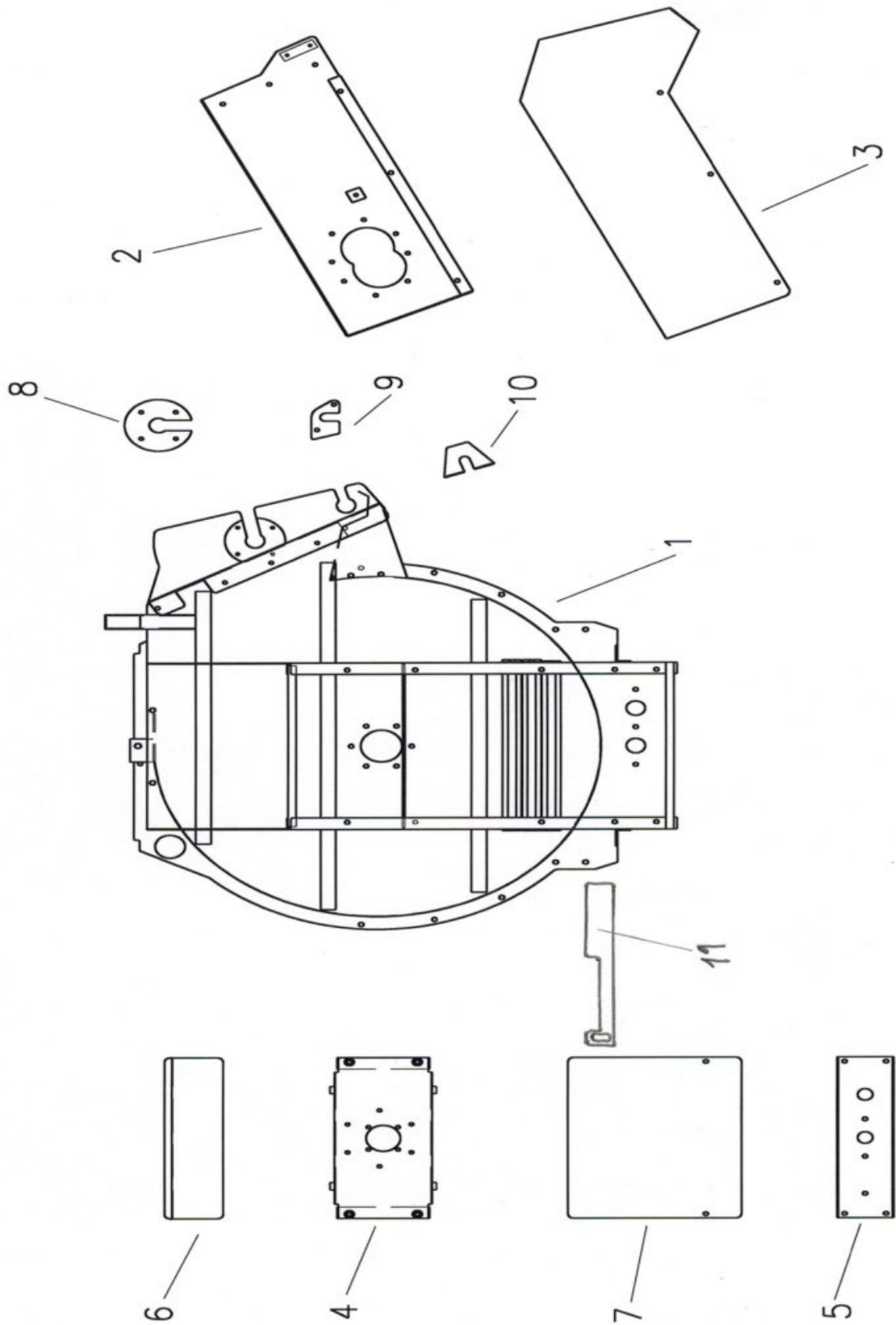
Tank

| Pos. | Order no. | Order text |
|------|------------|---|
| | | Floor plates |
| 3 | 201.07.003 | Type 1.65 |
| | 202.07.003 | Type 2.05 |
| | 203.07.003 | Type 2.15 |
| | 204.07.003 | Type 2.35 |
| | | Side plates |
| 4 | 201.07.400 | Type 1.65* |
| | 202.07.400 | Type 2.05* |
| | 203.07.400 | Type 2.15* |
| | 204.07.400 | Type 2.35* |
| 5 | 201.07.005 | Access guard left in direction of travel for normal tank |
| | 202.07.005 | Access guard right in direction of travel for normal tank |
| 6 | 201.07.006 | Wood strips specify length and height |
| | 202.07.006 | Wood strips specify length and height |
| 7 | 201.07.007 | Cross piece |
| 8 | 201.07.008 | Wood strip angle |

*Specify whether left or right in direction of travel

Vario spreading housing

- 8 -

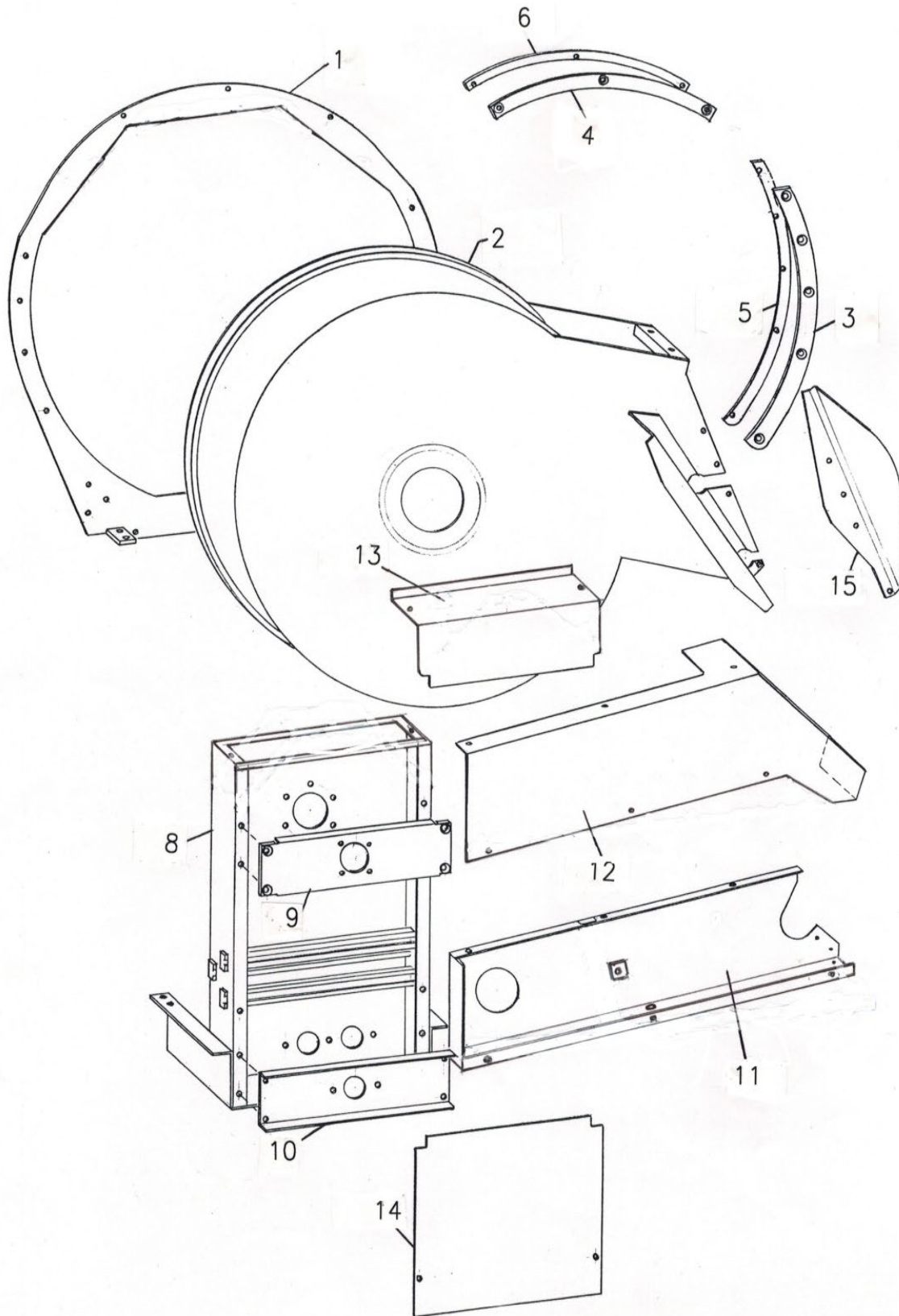


Vario Spreading housing

| Pos. | Order no. | Order text |
|------|------------|--|
| | | <u>VARIO</u> |
| 1 | 210.08.100 | VARIO spreading housing 1.65 to 2.35 mounted model |
| | 211.08.100 | VARIO spreading housing 2.05 to 2.35 trailer model |
| 2 | 210.08.200 | V-belt box f. VARIO mounted model |
| | 211.08.200 | V-belt box f. VARIO trailer model |
| 3 | 210.08.003 | V-belt guard f. VARIO mounted model |
| | 211.08.003 | V-belt guard f. VARIO trailer model |
| 4 | 210.08.400 | Cross bar top f. VARIO |
| 5 | 210.08.005 | Cross bar bottom f. VARIO |
| 6 | 210.08.006 | Box guard small f. VARIO |
| 7 | 210.08.007 | Box guard large f. VARIO 1.65 to 2.35 |
| 8 | 210.08.008 | Bearing washer for rocker f. VARIO |
| 9 | 210.08.009 | Guard plate rear f. VARIO |
| 10 | 210.08.010 | Guard plate front f. VARIO |
| 11 | 210.08.011 | Cleaning wiper |
| | 210.08.500 | VARIO spreading housing compl.mount.without guard plates type 2.05 mounted |
| | 211.08.500 | VARIO spreading housing compl.mount.without guard plates type 2.05 trailer |

Roto spreading housing

- 8 -

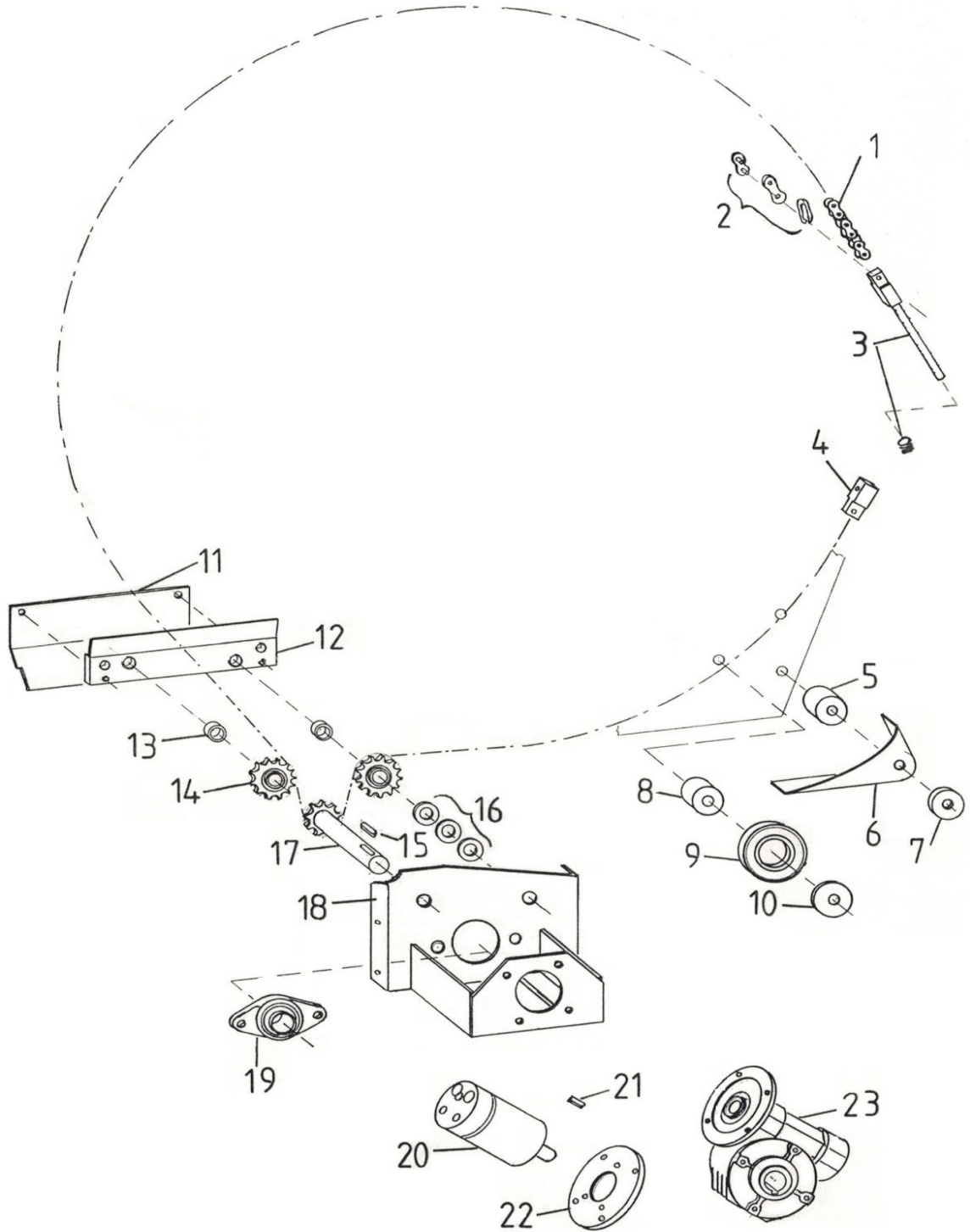


Roto spreading housing

| Pos. | Order no. | Order text |
|------|------------|---|
| | | <u>ROTO</u> |
| 1 | 201.08.100 | ROTO ring 1.65 to 2.35 |
| 2 | 201.08.200 | Spreading housing - ROTO 1.65 to 2.35 mounted |
| | 202.08.200 | Spreading housing - ROTO 2.05 to 2.35 trailer |
| 3 | 201.08.003 | Arc segment steel side 1.65 to 2.35 |
| 4 | 201.08.004 | Arc segment steel top 1.65 to 2.35 |
| 5 | 201.08.005 | Sliding segment plastic side 1.65 to 2.35 |
| 6 | 201.08.006 | Sliding segment plastic top 1.65 to 2.35 |
| 8 | 201.08.800 | Stator housing for mounted |
| | 202.08.800 | Stator housing for trailer |
| 9 | 201.08.009 | Cross bar top f. ROTO |
| 10 | 201.08.010 | Cross bar bottom f. ROTO |
| 11 | 201.08.500 | V-belt box mounted |
| | 202.08.500 | V-belt box trailer |
| 12 | 201.08.012 | V-belt guard mounted |
| | 202.08.012 | V-belt guard trailer |
| 13 | 201.08.013 | Box guard small |
| 14 | 101.08.014 | Box guard large 1.65 to 2.35 |
| 15 | 101.08.015 | Half-moon plate spreading rotor |

Swivel mechanism - Roto

- 9 -

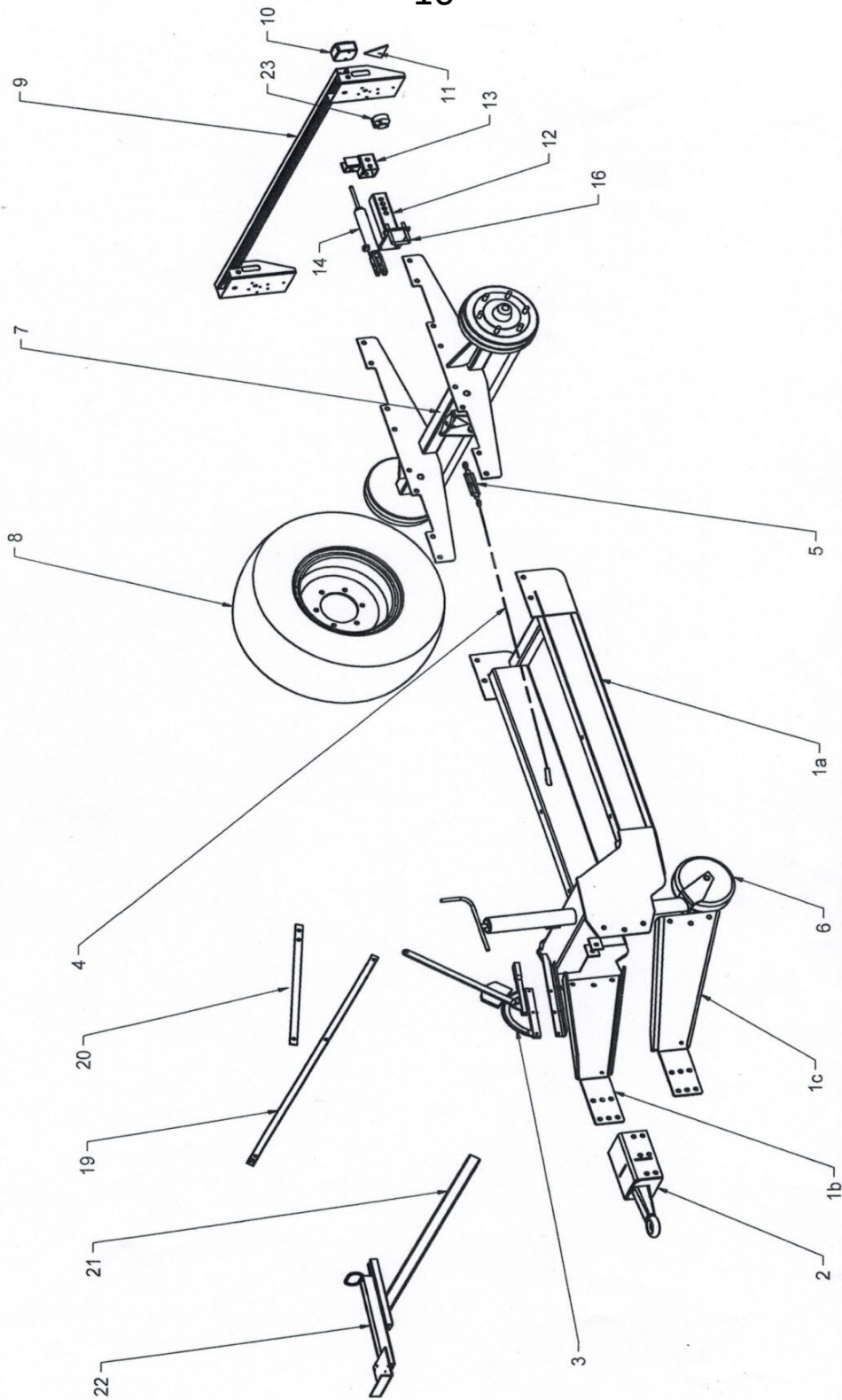


Swivel mechanism - Roto

| Pos. | Order no. | Order text | |
|------|------------|--|-------------------|
| 1 | 201.09.001 | Roller chain nickel-plated for 1.65 to 2.35 (incl. 2 chain loc | 5/8" 197 links |
| 2 | 101.09.002 | Chain lock straight nickel-plated | 5/8" |
| 3 | 101.09.003 | Chain tensioner | |
| 3 | 101.09.103 | Compression spring for chain tensioner | 3.2x16.0x27.5 |
| 4 | 101.09.004 | Chain latch | |
| 5 | 101.09.005 | Stop long | |
| 6 | 101.09.006 | Idler guard | |
| 7 | 101.09.007 | Stop short | |
| 8 | 101.09.008 | Axel for idler | |
| 9 | 101.09.009 | Idler | |
| 10 | 101.09.010 | Support plate | |
| 11 | 101.09.011 | Guard plate for part-turn gearbox | |
| 12 | 101.09.012 | Flat iron holder | |
| 13 | 101.09.013 | Spacer tube | |
| 14 | 000.10.005 | Idler sprocket | 5/8" |
| 15 | 000.02.025 | Feather key | 8x7x36 |
| 16 | 101.06.016 | Washer | M16 |
| 17 | 101.09.017 | Shaft with sprocket | 5/8" Z10 |
| 18 | 101.09.180 | Part-turn gearbox - console | |
| 19 | 101.09.019 | Flange bearing OWFS 25 | ø25 |
| 20 | 101.09.020 | Hydraulic motor | 8 cm ³ |
| 21 | 101.09.021 | Feather key | 5x5x16 |
| 22 | 101.09.022 | Aluminium flange | |
| 23 | 101.09.023 | Worm gear | |

Trailer chassis

- 10 -

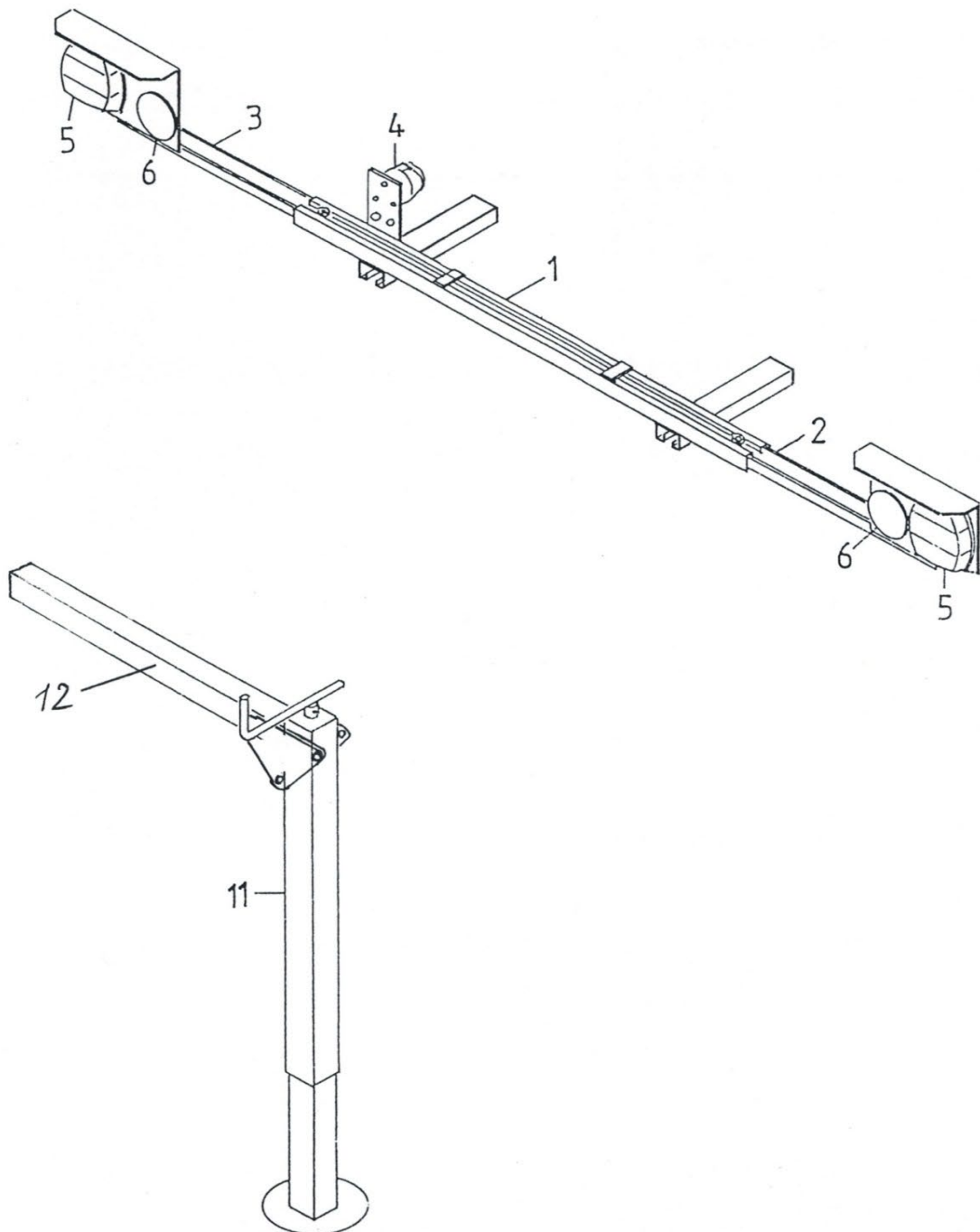


Trailer chassis

| Pos. | Order no. | Order text | |
|------|------------|---|-------------------|
| 1a | 110.10.100 | Towbar - chassis for trailer | |
| 1b | 110.10.101 | Towbar cheek top/bottom | |
| 1c | 110.10.102 | Towbar cheek top/bottom | |
| 2 | 101.10.250 | Drawbar eye fixed | ø40 |
| | 101.10.300 | Drawbar eye | ø50 |
| 3 | 101.10.003 | "Farmer-Stop" brake lever | |
| 4 | 101.10.004 | Brake cable for "Farmer-Stop" please specify length incl. brackets | |
| | 102.10.004 | Brake cable (cable and sheath) for switchable brake please specify length | |
| 5 | 101.10.005 | Adjusting spindle for brake cable | |
| 6 | 101.10.006 | Jockey wheel with guide tube and nut | |
| | 102.10.006 | Threaded spindle for jockey wheel | |
| | 103.10.006 | Thrust bearing for jockey wheel | |
| | 104.10.006 | Crank for jockey wheel | |
| 7 | 101.10.700 | Brake axle track 1600 mm f. types 2.0 to 4.0 | ready to install |
| 8 | 101.10.008 | Wheel complete (normal profile) | 11.5 / 80x15.3 AW |
| | 102.10.008 | Wheel complete (lug profile) | 11.5 / 80x15.3 AS |
| | 103.10.008 | Wheel complete (normal profile) | 15.0 / 55x17 AW |
| | 104.10.008 | Wheel complete (lug profile) | 15.0 / 55x17 AS |
| | 105.10.008 | Wheel complete (normal profile) | 19.0 / 45x17 AW |
| | 106.10.008 | Wheel complete (lug profile) | 19.0 / 45x17 AS |
| 9 | 101.10.900 | Lighting holder unmounted | |
| | 103.10.010 | Rear light complete | FP 10 AJ.BA |
| | 104.10.010 | Glass for rear light | FP 10 AJ.BA |
| | 003.08.009 | Reflector red triangular | |
| 12 | 101.10.012 | Console for hydr. brake | |
| 13 | 101.10.013 | Adjustment support for hydr. brake | |
| 14 | 101.10.014 | Brake cylinder | |
| 15 | 101.10.015 | Tension spring for brake cylinder | |
| 16 | 101.10.016 | Mounting bracket for hydr. brake | |
| 17 | 101.10.017 | Hose for hydr. brake | |
| 18 | 101.10.018 | Spec. hydraulic coupling for hydr. brake | |
| 19 | 101.10.019 | C-rail for flow controller holder | |
| 20 | 101.10.020 | Flat iron for C-rail for flow controller holder | |
| 21 | 301.08.100 | Control block bar | |
| 22 | 601.08.900 | Control block plate with U-iron | |
| 23 | 000.11.004 | Aluminium socket | 7-pin |

Rear lights and supports

- 11 -

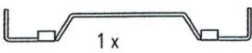
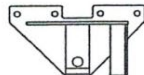



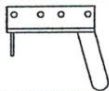


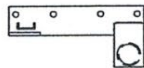

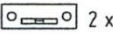









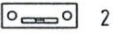









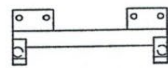
























Rear lights and supports

| Pos. | Order no. | Order text | |
|------|------------|--|--------------------------------|
| 1 | 103.11.100 | Lighting holder mounted (without lamp holder)(from approx. construction year 2014) | |
| 2 | 001.11.200 | Lamp holder right (from approx. construction year 2014) | |
| 3 | 001.11.300 | Lamp holder left (from approx. construction year 2014) | |
| 4 | 000.11.004 | Socket 71/7 | |
| 5 | 103.10.010 | Rear light complete | FP 10 AJ.BA |
| | 104.10.010 | Glass for rear light | FP 10 AJ.BA |
| 6 | 000.11.006 | Reflector round red | |
| 11 | 500.11.001 | Support foot for mounted spreader without cross tube | |
| 12 | 500.11.650 | Cross tube straight for support foot | 60/60/1050 |
| | 500.11.550 | Cross tube straight for support foot | 60/60x420 |
| | | Spindle for portal support | no longer in the product range |

Mounting elements for truck

- 12 -

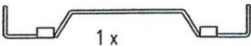
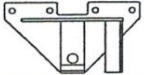



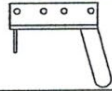


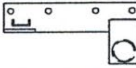





















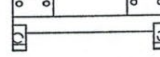


























| No | TRANSPORTER | VORN | MITTE | HINTEN |
|-------|--|--|---|---|
| 1 | AEBI |  1 x | |  1 x li 1 x re |
| 2 | BUCHER 1800 Granit BUCHER Caron |  1 x | |  1 x li 1 x re |
| 3 | BUCHER Zenit 4000 |  1 x li 1 x re | |  1 x li 1 x re |
| 4 | LINDNER Unitrac |  1 x li 1 x re |  2 x |  1 x li 1 x re |
| 5 | LINDNER 3500 bis Jg.85 |  2 x |  2 x |  2 x |
| 6 | LINDNER 3500 ab Jg.85 |  1 x li  1 x re |  1 x li 1 x re |  1 x li 1 x re |
| 7 | MULI Typ 30/33/50 Typ 400 bis 600 Typ 440 bis 970 |  2 x | | 2 x  2 x  |
| 8 | MULI Typ 40 |  2 x |  2 x |  2 x |
| 9 | RAPID AC 1350/1750 AC 1900 / AC 2500 LINDNER 3500 Lüönd Chasse |  1 x li  1 x re |  1 x li 1 x re |  1 x li 1 x re |
| 10 | RAPID AC 1400/1800 SCHILTRAC 9036 |  2 x |  2 x |  1 x li 1 x re |
| 11 | RAPID AC 1800-26 AC 2000-26 AC 2500-28/30 AC 3000-28/30 |  2 x | |  2 x |
| 12 | SCHILTRAC 432 bis 9075 SCHILTER 3500 CARARO T80 |  1 x li 1 x re |  1 x li 1 x re |  2 x |
| 13 | SCHILTER 1300 alt SCHILTER 1600 |  2 x  | 2 x  2 x  |  2 x  |
| 14 | SCHILTER 1300 neu SCHILTER 2200 |  2 x  | 2 x  2 x  |  2 x  |
| 15 | SCHILTER 1800 |  2 x  | 2 x  2 x  |  2 x  |
| 30-32 | Befestigungsteile |  | | |

Mounting elements for truck

| Pos. | Order no. | Order text | |
|------|------------|--|--------------------|
| 1 | 201.12.100 | AEBI - Mounted parts | Set incl. fixing |
| | 202.12.100 | AEBI - Mounted parts | Set without fixing |
| | 203.12.100 | AEBI - Cross bar front | |
| | 204.12.100 | AEBI - Upper part rear left | |
| | 205.12.100 | AEBI - Upper part rear right | |
| | 201.12.165 | AEBI TP 98/450 comb. - Mounting elements | Set incl. fixing |
| | 202.12.165 | AEBI TP 98/450 comb. - Mounting elements | Set without fixing |
| | 203.12.165 | AEBI TP 98/450 comb. - Cross bar front | |
| | 204.12.100 | AEBI TP 98/450 comb. - Upper part rear left | |
| | 205.12.100 | AEBI TP 98/450 comb. - Upper part rear right | |
| 2 | 201.12.200 | BUCHER 1800 - Mounting elements | Set incl. fixing |
| | 202.12.200 | BUCHER 1800 - Mounting elements | Set without fixing |
| | 203.12.200 | BUCHER 1800 - Mounting element front | |
| | 204.12.200 | BUCHER 1800 - Mounting element rear right | |
| | 205.12.200 | BUCHER 1800 - Mounting element rear left | |
| 3 | 201.12.250 | BUCHER ZENIT - Mounting elements | Set incl. fixing |
| | 202.12.250 | BUCHER ZENIT - Mounting elements | Set without fixing |
| | 203.12.250 | BUCHER ZENIT - Mounting element front right | |
| | 204.12.250 | BUCHER ZENIT - Mounting element front left | |
| | 205.12.250 | BUCHER ZENIT - Mounting element rear right | |
| | 206.12.250 | BUCHER ZENIT - Mounting element rear left | |
| | 201.12.800 | CARON Series 900 | Set incl. fixing |
| | 202.12.800 | CARON Series 900 | Set without fixing |
| | 203.12.800 | CARON Series 900 - front left | |
| | 204.12.800 | CARON Series 900 - front right | |
| | 205.12.800 | CARON Series 900 - centre | |
| | 206.12.800 | CARON Series 900 - rear | |
| 4 | 201.12.300 | LINDNER UNITRAC - Mounting elements | Set incl. fixing |
| | 202.12.300 | LINDNER UNITRAC - Mounting elements | Set without fixing |
| | 203.12.300 | LINDNER UNITRAC - Mounting element front right | |
| | 204.12.300 | LINDNER UNITRAC - Mounting element front left | |
| | 205.12.300 | LINDNER UNITRAC - Mounting element centre | |
| | 206.12.300 | LINDNER UNITRAC - Mounting element rear right | |
| | 207.12.300 | LINDNER UNITRAC - Mounting element rear left | |
| 5 | 201.12.330 | LINDNER 3500 old - Mounting elements | Set incl. fixing |
| | 202.12.330 | LINDNER 3500 old - Mounting elements | Set without fixing |
| | 203.12.330 | LINDNER 3500 old - Mounting element front | |
| | 204.12.330 | LINDNER 3500 old - Mounting element centre | |
| | 205.12.330 | LINDNER 3500 old - Mounting element rear | |

Mounting elements for truck

- 12 -


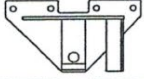



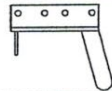


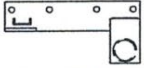





















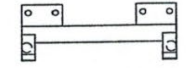



















| No | TRANSPORTER | VORN | MITTE | HINTEN |
|-------|--|--|---|--|
| 1 | AEBI |  1 x | |  1 x li 1 x re |
| 2 | BUCHER 1800 Granit BUCHER Caron |  1 x | |  1 x li 1 x re |
| 3 | BUCHER Zenit 4000 |  1 x li 1 x re | |  1 x li 1 x re |
| 4 | LINDNER Unitrac |  1 x li 1 x re |  2 x |  1 x li 1 x re |
| 5 | LINDNER 3500 bis Jg.85 |  2 x |  2 x |  2 x |
| 6 | LINDNER 3500 ab Jg.85 |  1 x li  1 x re |  1 x li 1 x re |  1 x li 1 x re |
| 7 | MULI Typ 30/33/50 Typ 400 bis 600 Typ 440 bis 970 |  2 x | | 2 x  2 x  |
| 8 | MULI Typ 40 |  2 x |  2 x |  2 x |
| 9 | RAPID AC 1350/1750 AC 1900 / AC 2500 LINDNER 3500 Lüönd Chasse |  1 x li  1 x re |  1 x li 1 x re |  1 x li 1 x re |
| 10 | RAPID AC 1400/1800 SCHILTRAC 9036 |  2 x |  2 x |  1 x li 1 x re |
| 11 | RAPID AC 1800-26 AC 2000-26 AC 2500-28/30 AC 3000-28/30 |  2 x | |  2 x |
| 12 | SCHILTRAC 432 bis 9075 SCHILTER 3500 CARARO T80 |  1 x li 1 x re |  1 x li 1 x re |  2 x  |
| 13 | SCHILTER 1300 alt SCHILTER 1600 |  2 x  | 2 x   |  2 x  |
| 14 | SCHILTER 1300 neu SCHILTER 2200 |  2 x  | 2 x   |  2 x  |
| 15 | SCHILTER 1800 |  2 x  | 2 x   |  2 x  |
| 30-32 | Befestigungsteile | |    |  |

Mounting elements for truck

| Pos. | Order no. | Order text | |
|------|------------|--|---|
| 6 | 206.12.330 | LINDNER 3500 new (from year 85) | Set incl. fixing |
| | 207.12.330 | LINDNER 3500 new (from year 85) | Set without fixing |
| | 208.12.330 | LINDNER 3500 new (from year 85) | Mounting element front and centre left |
| | 209.12.330 | LINDNER 3500 new (from year 85) | Mounting element front and centre right |
| | 210.12.330 | LINDNER 3500 new (from year 85) | Mounting element rear right |
| | 211.12.330 | LINDNER 3500 new (from year 85) | Mounting element rear left |
| 7 | 201.12.400 | MULI 30-970 - Mounting elements | Set incl. fixing |
| | 202.12.400 | MULI 30-970 - Mounting elements | Set without fixing |
| | 203.12.400 | MULI 30-970 - Mounting element front | |
| | 204.12.400 | MULI 30-970 - Mounting element rear upper part | |
| | 205.12.400 | MULI 30-970 - Screw bracket rear | |
| | 206.12.400 | MULI T8/T9 Rear axle spr. - Mounting elements | Set incl. fixing |
| | 207.12.400 | MULI T8/T9 Rear axle spr. - Mounting elements | Set without fixing |
| | 203.12.400 | MULI T8/T9 Rear axle spr. - Mounting element front | |
| | 204.12.400 | MULI T8/T9 Rear axle spr. - Mounting element rear upper part | |
| | 208.12.400 | MULI T8/T9 Rear axle spr. - Screw bracket rear | |
| 8 | 201.12.450 | MULI 40 - Mounting elements | Set incl. fixing |
| | 202.12.450 | MULI 40 - Mounting elements | Set without fixing |
| | 203.12.450 | MULI 40 - Mounting element front | |
| | 204.12.450 | MULI 40 - Mounting element centre | |
| | 205.12.450 | MULI 40 - Mounting element rear | |
| 9 | 201.12.500 | RAPID 1750 / LINDNER Lüönd - Mounting elements | Set incl. fixing |
| | 202.12.500 | RAPID 1750 / LINDNER Lüönd - Mounting elements | Set without fixing |
| | 203.12.500 | RAPID 1750 / LINDNER Lüönd - Mounting element front / centre right | |
| | 204.12.500 | RAPID 1750 / LINDNER Lüönd - Mounting elements front / centre left | |
| | 205.12.500 | RAPID 1750 / LINDNER Lüönd - Mounting element rear right | |
| | 206.12.500 | RAPID 1750 / LINDNER Lüönd - Mounting element rear left | |
| 10 | 201.12.530 | MULI 1400 - Mounting elements | Set incl. fixing |
| | 202.12.530 | MULI 1400 - Mounting elements | Set without fixing |
| | 203.12.530 | RAPID 1400 - Mounting element front | |
| | 204.12.530 | RAPID 1400 - Mounting element rear right | |
| | 205.12.530 | RAPID 1400 - Mounting element rear left | |
| 11 | 201.12.560 | RAPID 2000-26 - Mounting elements | Set incl. fixing |
| | 202.12.560 | RAPID 2000-26 - Mounting elements | Set without fixing |
| | 203.12.560 | RAPID 2000-26 - Mounting element front | |
| | 204.12.560 | RAPID 2000-26 - Mounting element rear | |
| 12 | 201.12.600 | SCHILTRAC - Mounting elements | Set incl. fixing |
| | 202.12.600 | SCHILTRAC - Mounting elements | Set without fixing |
| | 203.12.600 | SCHILTRAC - Mounting element front / centre left | |
| | 204.12.600 | SCHILTRAC - Mounting element front / centre right | |
| | 205.12.600 | SCHILTRAC - Mounting element rear | |

Mounting elements for truck

- 12 -

| No | TRANSPORTER | VORN | MITTE | HINTEN |
|-------|--|--|---|--|
| 1 | AEBI |  1 x | |  1 x li 1 x re |
| 2 | BUCHER 1800 Granit BUCHER Caron |  1 x | |  1 x li 1 x re |
| 3 | BUCHER Zenit 4000 |  1 x li 1 x re | |  1 x li 1 x re |
| 4 | LINDNER Unitrac |  1 x li 1 x re |  2 x |  1 x li 1 x re |
| 5 | LINDNER 3500 bis Jg.85 |  2 x |  2 x |  2 x |
| 6 | LINDNER 3500 ab Jg.85 |  1 x li  1 x re |  1 x li 1 x re |  1 x li 1 x re |
| 7 | MULI Typ 30/33/50 Typ 400 bis 600 Typ 440 bis 970 |  2 x | |  2 x  2 x |
| 8 | MULI Typ 40 |  2 x |  2 x |  2 x |
| 9 | RAPID AC 1350/1750 AC 1900 / AC 2500 LINDNER 3500 Lüüнд Chasse |  1 x li  1 x re |  1 x li 1 x re |  1 x li 1 x re |
| 10 | RAPID AC 1400/1800 SCHILTRAC 9036 |  2 x |  2 x |  1 x li 1 x re |
| 11 | RAPID AC 1800-26 AC 2000-26 AC 2500-28/30 AC 3000-28/30 |  2 x | |  2 x |
| 12 | SCHILTRAC 432 bis 9075 SCHILTER 3500 CARARO T80 |  1 x li 1 x re |  1 x li 1 x re |  2 x  2 x |
| 13 | SCHILTER 1300 alt SCHILTER 1600 |  2 x |  2 x |  2 x |
| 14 | SCHILTER 1300 neu SCHILTER 2200 |  2 x |  2 x |  2 x |
| 15 | SCHILTER 1800 |  2 x  2 x |  2 x  2 x |  2 x |
| 30-32 | Befestigungsteile | |    |  |

Mounting elements for truck

| Pos. | Order no. | Order text | |
|------|------------|---|--------------------|
| 13 | 201.12.700 | SCHILTER 1600 - Mounting elements | Set incl. fixing |
| | 202.12.700 | SCHILTER 1600 - Mounting elements | Set without fixing |
| | 203.12.700 | SCHILTER 1600 - Mounting element front / centre | |
| | 204.12.700 | SCHILTER 1600 - Mounting element rear | |
| 14 | 201.12.730 | SCHILTER 2200 - Mounting elements | Set incl. fixing |
| | 202.12.730 | SCHILTER 2200 - Mounting elements | Set without fixing |
| | 203.12.730 | SCHILTER 2200 - Mounting element front / centre | |
| | 204.12.730 | SCHILTER 2200 - Mounting element rear | |
| 15 | 201.12.760 | SCHILTER 1800 - Mounting elements | Set incl. fixing |
| | 202.12.760 | SCHILTER 1800 - Mounting elements | Set without fixing |
| | 203.12.760 | SCHILTER 1800 - Mounting element front / centre | |
| | 204.12.760 | SCHILTER 1800 - Mounting element rear | |
| 30 | 201.12.030 | Counter plate | M16 |
| 31 | 201.12.031 | Toothed washer | M16 |
| 32 | 201.12.032 | Hexagon screw | M16x35 |
| | 201.12.033 | Halfen head fixing screw for C-profile | M16x40 |
| | 601.04.040 | Hexagon nut | M16 |
| | 201.12.034 | Threaded plate for C-profile | M12 |

Self-adhesive signs

Pos. Order no.

Order text

001.13.001

Lubrication plan mounted model

SCHMIER- UND WARTUNGSPLAN

- Schmiernippel täglich mit Universalfett schmieren
- △ Schmiernippel wöchentlich mit Universalfett schmieren
- Rollenketten wöchentlich mit Kettenöl schmieren
- A Getriebeöl alle 2 Jahre wechseln 0.8L Motorex BF 100
- B Hydrauliköl alle 2 Jahre wechseln 8L Motorex EP 032
- ⊗ Kratzbodenspannung täglich kontrollieren
- ⊕ Rollenketten- und Keilriemenspannung täglich kontrollieren

PLAN DE LUBRIFICATION ET D'ENTRETIEN

- Lubrifier chaque jour le graisseur en utilisant de la graisse universelle
- △ Lubrifier chaque semaine le graisseur en utilisant de la graisse universelle
- Lubrifier tous les semaines les chaînes en utilisant de l'huile pour chaîne
- A Remplacer l'huile d'engrenage tous les 2 ans. Motorex BF 100 0.8l
- B Remplacer l'huile hydraulique tous les 2 ans. Motorex EP 032 8l
- ⊗ Controler chaque jour la tension du fond de raclage
- ⊕ Controler chaque jour la tension des chaînes et de la courroie trapézoïdale

SCHEMA DI LUBRIFICAZIONE E MANUTENZIONE

- Lubrificare ogni giorno il nipplo ingrassatore con grasso universale
- △ Lubrificare ogni settimana il nipplo ingrassatore con grasso universale
- Lubrificare ogni settimana le catene con olio per catena
- A Sostituire l'olio del cambio ogni 2 anni - 0,8L Motorex BF 100
- B Sostituire l'olio idraulico ogni 2 anni - 8L Motorex BF 032
- ⊗ Controllare ogni giorno la tensione del catena tappeto
- ⊕ Controllare ogni giorno la tensione della catena e della cinghia trapezoidale

001.13.011

Lubrication plan trailer model

SCHMIER- UND WARTUNGSPLAN

- Schmiernippel täglich mit Universalfett schmieren
- △ Schmiernippel wöchentlich mit Universalfett schmieren
- Rollenketten wöchentlich mit Kettenöl schmieren
- A Getriebeöl alle 2 Jahre wechseln 0.8L Motorex BF 100
- B Hydrauliköl alle 2 Jahre wechseln 8L Motorex EP 032
- ⊗ Kratzbodenspannung täglich kontrollieren
- ⊕ Rollenketten- und Keilriemenspannung täglich kontrollieren

PLAN DE LUBRIFICATION ET D'ENTRETIEN

- Lubrifier chaque jour le graisseur en utilisant de la graisse universelle
- △ Lubrifier chaque semaine le graisseur en utilisant de la graisse universelle
- Lubrifier tous les semaines les chaînes en utilisant de l'huile pour chaîne
- A Remplacer l'huile d'engrenage tous les 2 ans. Motorex BF 100 0.8l
- B Remplacer l'huile hydraulique tous les 2 ans. Motorex EP 032 8l
- ⊗ Controler chaque jour la tension du fond de raclage
- ⊕ Controler chaque jour la tension des chaînes et de la courroie trapézoïdale

SCHEMA DI LUBRIFICAZIONE E MANUTENZIONE


- Lubrificare ogni giorno il nipplo ingrassatore con grasso universale
- △ Lubrificare ogni settimana il nipplo ingrassatore con grasso universale
- Lubrificare ogni settimana le catene con olio per catena
- A Sostituire l'olio del cambio ogni 2 anni - 0,8L Motorex BF 100
- B Sostituire l'olio idraulico ogni 2 anni - 8L Motorex BF 032
- ⊗ Controllare ogni giorno la tensione del catena tappeto
- ⊕ Controllare ogni giorno la tensione della catena e della cinghia trapezoidale

Self-adhesive signs

Pos. Order no.

Order text

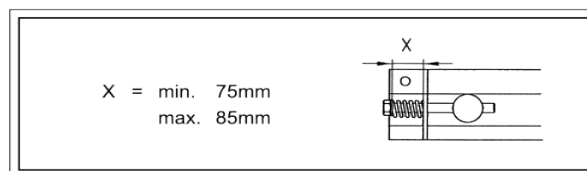
001.13.002 Notice belt tensioner



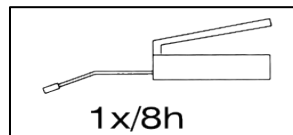
001.13.003 Notice chain tensioner



001.13.004 Notice scraper floor tension



001.13.005 Lubrication



002.13.010 1x danger, 2x warning

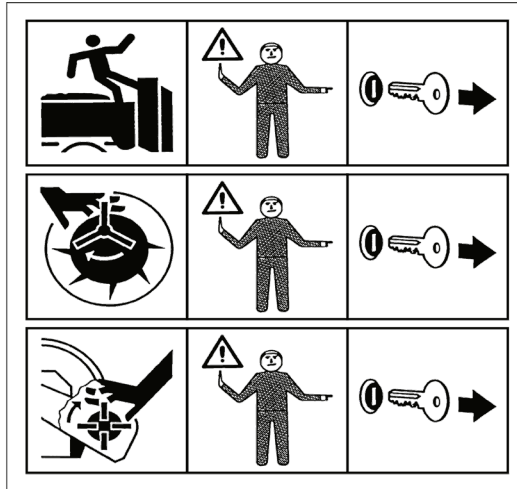


Self-adhesive signs


Pos. Order no.

Order text


002.13.013 3x danger



002.13.016 1x warning



002.13.017 3x warning



002.13.020 Max. 600 rpm



002.13.021 GAFNER large clear

002.13.022 vario

002.13.023 Roto